

STANFORD BASEBALL RELEASE

April 11, 2007

Contact: Kyle McRae

Office: (650) 725-2959

Cell: (650) 544-5617

Email: mcrae@stanford.edu

Website: gostanford.com (website)

**STANFORD
MEDIA RELATIONS**Arrillaga Family Sports Center • Stanford, California 94305-6150
Telephone (650) 723-4418 • FAX (650) 725-2957 • www.gostanford.com**2007 SCHEDULE/RESULTS****14-15, 0-6 (PAC-10)****10-6 (H), 4-9 (A), 0-0 (N)**


Date	Day	Opponent (TV)	Result/Time
FEBRUARY			
2	Fri.	at No. 14 Cal State Fullerton	L, 5-11
3	Sat.	at No. 14 Cal State Fullerton	L, 5-6
4	Sun.	at No. 14 Cal State Fullerton	L, 10-12
9	Fri.	Fresno State	ppd., weather
10	Sat.	Fresno State ^A	W, 9-2
11	Sun.	Fresno State	W, 6-4
13	Tue.	Rikkyo - Japan (Exhibition)	W, 5-1
16	Fri.	at No. 14 Texas ¹	L, 3-5
17	Sat.	at No. 14 Texas ¹	L, 2-5
18	Sun.	at No. 14 Texas ¹	W, 10-8
20	Tue.	San Francisco	W, 4-1
23	Fri.	Kansas	W, 6-5
24	Sat.	Kansas	W, 4-1
25	Sun.	Kansas	W, 7-6
MARCH			
2	Fri.	California	W, 1-0
3	Sat.	California	W, 5-4
4	Sun.	California	W, 9-7
6	Tue.	at Santa Clara	L, 5-13
9	Fri.	No. 20 USC	L, 8-11
10	Sat.	No. 20 USC	L, 1-2
11	Sun.	No. 20 USC	W, 14-9
24	Sat.	Sacramento State	L, 0-6
25	Sun.	at Sacramento State	W, 10-0
27	Tue.	at San Jose State	W, 8-3 (10)
30	Fri.	UCLA*	L, 2-8
31	Sat.	UCLA*	L, 11-16
APRIL			
1	Sun.	UCLA*	L, 4-10
5	Thu.	at No. 15 Arizona State*	L, 4-5
6	Fri.	at No. 15 Arizona State*	L, 8-12
7	Sat.	at No. 15 Arizona State* (FSNAZ)	L, 1-14
10	Tue.	at Nevada	W, 9-4
13	Fri.	No. 13 Arizona*	6 pm
14	Sat.	No. 13 Arizona*	1 pm
15	Sun.	No. 13 Arizona*	1 pm
17	Tue.	Santa Clara	6 pm
20	Fri.	at California*	2:30 pm
21	Sat.	at California*	1 pm
22	Sun.	at California*	1 pm
24	Tue.	San Jose State	6 pm
25	Wed.	Fresno State	3 pm
27	Fri.	No. 8 Oregon State* (FSN)	7 pm
28	Sat.	No. 8 Oregon State* (CSTV)	1 pm
29	Sun.	No. 8 Oregon State*	1 pm
MAY			
1	Tue.	Santa Clara	6 pm
5	Sat.	at Washington State*	5:30 pm
6	Sun.	at Washington State*	2 pm
7	Mon.	at Washington State*	12 pm
11	Fri.	Washington*	6 pm
12	Sat.	Washington*	1 pm
13	Sun.	Washington* (CSTV)	1 pm
15	Tue.	at Santa Clara	6 pm
18	Fri.	Pacific	6 pm
19	Sat.	at Pacific	3 pm
20	Sun.	Pacific	1 pm
22	Tue.	UC Davis	6 pm
25	Fri.	at USC*	7 pm
26	Sat.	at USC*	1:30 pm
27	Sun.	at USC*	1 pm
JUNE			
1-4	F-M	NCAA Regionals	TBA
8-11	F-M	NCAA Super Regionals	TBA
15-25	F-M	College World Series ²	TBA

*Pac-10 Game; ^AGame completed on February 11 due to suspension due to weather on February 10; ¹The Dell Diamond, Round Rock, TX; ²College World Series, Omaha, NE; **All Home Games In Bold At Sunken Diamond**; Rankings are by *Baseball America* and at time of game

•Cardinal snaps six-game losing skid with 9-4 win at Nevada on Tuesday
Stanford Returns To Pac-10 Play With Three-Game Home Set Versus Arizona Friday-Sunday

**NO. 13 ARIZONA WILDCATS (28-6, 6-0 PAC-10)**

at

STANFORD CARDINAL (14-15, 0-6 PAC-10)**2007 SERIES**

Friday, April 13 (6 pm, PT) – RHP Preston Guilmet (6-0, 1.65) vs. LHP Jeremy Bleich (1-5, 5.23)

Saturday, April 14 (1 pm, PT) – LHP Brad Mills (7-2, 3.21) vs. RHP Jeffrey Inman (2-2, 6.02)

Sunday, April 15 (1 pm, PT) – RHP Ryan Perry (0-0, 6.19) vs. RHP Nolan Gallagher (2-4, 7.04)

LIVE GAME COVERAGE**Audio Broadcast:** KZSU (90.1 FM)/gostanford.com/KZSU.org (Alex Gyr) |**Gametracker:** gostanford.com | **Webcast:** gostanford.com**STANFORD-ARIZONA SERIES HISTORY****All-Time Series:** Stanford 94-58**2006 Results: Series** – Arizona 2-1 (at Arizona, April 21-23) Stanford 10-6, Arizona 14-4, Arizona 12-3**Previous Meeting At Stanford: Series** – Arizona 2-1 (May 20-22, 2005) Arizona 9-4, Stanford 5-4, Arizona 11-8**Current Game Win Streak:** Arizona – 2 (April 22-23, 2006)**Current Series Win Streak:** Arizona – 4 (April 25-27, 2003 – April 21-23, 2006)**Current Regular Season Series Win Streak:** Arizona – 4 (2003-06)

Series Notes: Arizona has taken four consecutive series over the Cardinal since Stanford's last series win over the Wildcats in 2002. Arizona has won two-of-three games in each of its four victorious series against the Cardinal. Prior to Arizona's current run, Stanford had won 14 consecutive series over the Wildcats, including five sweeps with the most recent happening in a three-game set in Tucson from March 26-28, 1999. Arizona has not swept the Cardinal since taking three in a row in Tucson from February 26 - March 1, 1993, spanning a stretch of 19 series.

STARTING THE SECOND HALF RIGHT

Stanford started the second half of the season with a 9-4 victory at Nevada on April 10. The Cardinal was 13-15 in its first 28 contests.

STANFORD SNAPS A PAIR OF LOSING STREAKS

Stanford snapped two of its four losing streaks with its 9-4 victory at Nevada on April 11. The Cardinal had lost a season-high six straight games overall to mark its longest losing skid since dropping eight straight from March 24 - April 7, 1982. The 1982 squad came back to win an NCAA Regional and eventually finish fifth at the College World Series as the first team taken to Omaha by head coach Mark Marquess. Stanford also broke a three-game road losing streak with the victory. Stanford is now looking to end a four-game home losing streak that is its longest since also losing four straight at Sunken Diamond from April 13-20, 1995, as well as a seven-game Pac-10 skid that dates back to the final game of the 2006 Pac-10 season and equals a pair of other seven-game conference losing streaks that are the team's longest since the conference officially became known as the Pac-10 in 1977 with the most recent being a seven-game skid from February 25 - March 11, 1989.

PAC-10 STANDINGS (THRU 4/11/07)

Team	Pac-10	GB	Overall
Arizona	6-0	---	28-6
Arizona State	7-2	0.5	26-10
UCLA	5-1	1.0	15-16
Washington	5-4	2.5	16-14
Oregon State	2-4	4.0	26-7
USC	2-4	4.0	19-15
California	2-4	4.0	17-17
Washington State	1-5	5.0	16-14
Stanford	0-6	6.0	14-15

THIS WEEK'S SCHEDULE/RESULTS

Tuesday, April 10

at Oregon State 12, Portland 4
Stanford 9, at Nevada 4
UC Irvine 5, at UCLA 4
at Cal State Fullerton 7, USC 1
at BYU 8, Washington 3
Gonzaga 12, at Washington State 6

Wednesday, April 11

Washington at BYU (2 pm, MT)

Friday, April 13

Arizona at Stanford (6 pm, PT)* ... 1/1
Washington State at Arizona State (7 pm, MT)*
California at Oregon State (5 pm, PT)*
UCLA at USC (7 pm, PT)*
UC Riverside at Washington (6:30 pm, PT)*

Saturday, April 14

Arizona at Stanford (1 pm, PT)*
Washington State at Arizona State (6 pm, MT)*
California at Oregon State (1 pm, PT)*
UCLA at USC (1:30 pm, PT)*
UC Riverside at Washington (2 pm, PT)*

Sunday, April 15

Arizona at Stanford (1 pm, PT)*
Washington State at Arizona State (12 pm, MT)*
California at Oregon State (1 pm, PT)*
UCLA at USC (1 pm, PT)*
UC Riverside at Washington (1 pm, PT)*

LAST WEEK'S RESULTS

Monday, April 2

at San Francisco 8, Washington State 1

Thursday, April 5

at Arizona 1, California 0 (11)*
at Arizona State 5, Stanford 4*
at Oregon State 9, USC 5*
at UCLA 6, Washington 5*

Friday, April 6

at Arizona 15, California 12*
at Arizona State 12, Stanford 8*
USC 4, at Oregon State 1*
at UCLA 11, Washington 2*

Saturday, April 7

at Arizona 5, California 3*
at Arizona State 14, Stanford 1*
at Oregon State 9, USC 8 (11)*
Washington 9, at UCLA 4*

STANFORD SWEEP IN BACK-TO-BACK SERIES

Stanford has been swept in its last two three-game regular season series at home by UCLA (March 30 - April 1) and then at Arizona State (April 5-7), marking the first time the Cardinal has been swept in back-to-back series since 1984 when Stanford dropped three in a row at USC (March 30 - April 1) and at home versus Arizona State (April 6-8). The sweep by UCLA at home marked the first time the Cardinal had been swept at Sunken Diamond since Arizona State took three games April 11-13, 1997. The streak ran a span of 71 consecutive three-game regular season home series.

TOUGH STARTS

Stanford started the season with an 0-3 record to mark the first time since 1989 the Cardinal had lost its first three games of the season. The sweep at Cal State Fullerton was also the first time Stanford had been swept in a three-game season-opening series in the school's recorded history. The team was also 2-5 after seven games. The 2-5 start was Stanford's worst mark after seven contests since a 1974 club began the season 2-8. Stanford has also started with an 0-6 league mark after being swept at home by UCLA (March 30 - April 1) and on the road at Arizona State (April 5-7) in its first two Pac-10 series of the season. The Cardinal has not started 0-6 in conference play since the first season Mark Marquess was the team's head coach back in 1977 when Stanford also began league action with an 0-6 mark by suffering back-to-back road sweeps at UCLA and USC.

FIFTH ALL-TIME WINNINGEST PROGRAM

Stanford is the fifth all-time winningest program in college baseball history with a record of 2504-1565-32 (.614) in 4101 games over 114 seasons including 2007. Fordham, Texas, USC and Michigan are the top four.

WINNERS

Stanford has posted winning campaigns for 13 straight seasons (1994-2006), as well as 41 of the last 42 years and 58 of the past 60 prior to 2007. Stanford is currently one game under .500 (14-15) in 2007.

MARK MARQUESS 11TH ON ALL-TIME WIN LIST

Mark Marquess ranks 11th on the all-time win list for NCAA Division I coaches with a career record of 1271-632-5 (.667) in 1908 games coached (all at Stanford). Marquess, in his 31st season as Stanford's head coach, also ranks sixth among active NCAA Division I coaches. In addition, Marquess has impressive postseason (112-52, .683, 24 Appearances), Regional (68-25, .731, 24 Appearances, 14 Titles), Super Regional (10-4, .769, 6 Appearances, 5 Titles), College World Series (34-23, .596, 13 Appearances, 2 Titles) and Pac-10 (501-333, .601, 12 Titles) records.

A LOOK AT TEAM STATS

OFFENSE - Stanford has a current .279 team average that ranks eighth in the Pac-10. The club's 18 homers rank seventh in the conference, while its 171 runs scored, 280 hits and 16 stolen bases are all last.

PITCHING - Stanford has also struggled on the mound with uncharacteristically high ERA (5.80) and opponents' batting average (.311) marks that are both last in the Pac-10. The Cardinal has had its ERA under 5.00 for only four days this year from March 2-5.

FIELDING - Stanford ranks last in the Pac-10 in fielding percentage (.958) and has made 16 errors in its last six contests, including 11 in the team's most recent series at Arizona State (April 5-7). Stanford's best defensive stretch came during a four-game errorless streak from March 10-25



A STORY OF SUCCESS

The Stanford Baseball story of success is built around the most unique experience in college baseball. Stanford is for that individual who wants to achieve success through the challenge of both academics and baseball at the highest level. Our players taken enormous pride in their unending work ethic and competitive spirit in all phases of their lives. Stanford Baseball provides the ultimate challenge to these special student-athletes and sets them on the road to their own stories of success.



STANFORD HISTORY

Overall Record: 2504-1565-32 (.614)
CWS Titles: 2 (1987, '88)
CWS Runners-Up: 3 (2000, '01, '03)
CWS Appearances: 15
CWS Record: 38-27 (.585)
NCAA Super Regional Titles: 5
NCAA Super Regional Appearances: 6
NCAA Super Regional Record: 10-4 (.714)
NCAA Regional Titles: 14
NCAA Regional Appearances: 24
NCAA Regional Record: 68-25 (.731)
NCAA Postseason Appearances: 27
NCAA Postseason Record: 120-60 (.667)
Conference Titles: 20
Conference Record: 886-754 (.540)

TICKETS

There are two ways to order your tickets for the 2007 Stanford Baseball season. Visit tickets.gostanford.com and purchase your seats online or call 1-800-STANFORD. Season and single-game ticket plans are available in both reserved and general admission seating areas. For group ticket information, call 650-725-2876.



TEAM LEADERS

OFFENSE - Sean Ratliff is having a big season and has been the team's most consistent hitter for most of the season. Ratliff is leading the Cardinal in several offensive categories, including home runs (5), runs scored (32), hits (36), stolen bases (8), total bases (61), slugging percentage among regulars (.526), on-base percentage among regulars (.376), at bats (116), games played (29) and games started (29). Michael Taylor co-leads the team along with Ratliff with five homers and also has a team-high 25 RBI. Other offensive team leaders or co-leaders include Cord Phelps (10 2B, 3 3B, 14 BB), Brian Juhl (4 HBP, co-leader), Ryan Seawell (4 HBP, co-leader), Brent Milleville (3 SF) and Joey August (3 SAC).

PITCHING - Andrew Clauson (2-0, 3.60, 10.0 IP, 8 SO), Max Fearnow (2-1, 4.32, 2 SV, 16.2 IP, 12 SO), Austin Yount (2-0, 5.19, 17.1 IP, 7 SO), Jeffrey Inman (2-2, 6.02, 40.1 IP, 33 SO), Tom Stilson (2-1, 6.32, 15.2 IP, 10 SO) and Nolan Gallagher (2-4, 7.03, 39.2 IP, 29 SO) each have two of the team's 14 wins. Inman also leads the squad in strikeouts while Jeremy Bleich (1-5, 5.23, 53.1 IP, 30 SO) paces the club in innings pitched and co-leads the team along with Gallagher in starts (9), and also has the lowest ERA among any pitcher with at least one inning pitched per team game played. Gallagher has the team's only complete game and only shutout. David Stringer (0-1, 3.25, 7 SV, 27.2 IP, 21 SO) leads the club with seven saves and 18 appearances.

A LOOK AT THE LAST SERIES STATS (ASU)

OFFENSE - Stanford struggled offensively in the series, scoring just 13 runs (4.3 per game) and posting a .250 team batting average. Adam Sorgi (.417, 5-12, 2B, RBI), Sean Ratliff (.333, 4-12, 2B, 2 HR, 7 RBI), Jeff Whitlow (.333, 1-3, RBI) and Brent Milleville (.300, 3-10) hit .300 or better in the series.

PITCHING - Stanford had problems on the mound again with a team ERA of 7.88, an opponents' batting average of .350 and 19 walks in 24.0 innings of work, including a season-high 11 in the second game of the series April 6. Brandt Walker (0-0, 0.00, 0.2 IP, 1 BB) was the only pitcher with an ERA under 5.40 during a brief outing.

FIELDING - Stanford had its worst fielding series of a season that has been challenging defensively. The Cardinal made 11 errors in the three-game series, equaling a season-high four errors in both the series opener and finale, with a fielding percentage of just .902.

POWER COMING BACK

Stanford has hit just 18 home runs this season but does have seven in the last eight games with Ryan Seawell (March 27, at San Jose State), Michael Taylor (March 30 and 31, vs. UCLA), Joey August (April 1, vs. UCLA) and Sean Ratliff (2, April 6, at Arizona State; April 10, at Nevada) providing the homers during the recent productive stretch.

MICHAEL TAYLOR PRESEASON HONORS

Michael Taylor earned 2007 Third Team Preseason All-American honors from *Baseball America* and is also on the Watch List for the College Baseball Foundation's Brooks Wallace Award Watch List. Taylor paces the club with 25 RBI and co-leads the team with five homers, while also adding five doubles, two triples, a .286 batting average, 56 total bases and a .500 slugging percentage. After a slow start that had Taylor hitting just .216 after the first nine games, he has hit safely in 16 of his last 19 contests. Taylor also made 140 consecutive starts (February 4, 2005 - March 31, 2007) before not starting versus UCLA (April 1, 2007) and has started 146 of 148 possible games during his three-year collegiate career.

2007 HONORS

NOLAN GALLAGHER

- CBF National Honor Roll (March 27)

SEAN RATLIFF

- CBF National Honor Roll (March 6)
- Pac-10 Player of the Week (March 6)

DAVID STRINGER

- CBF National Honor Roll (February 27)

MICHAEL TAYLOR

- BA Third Team Preseason All-American
- CBF Wallace Award Watch List

BA - Baseball America • CBF - College Baseball Foundation

RECORD BOOKS

DAVID STRINGER

- Single-Season Saves (7, 10th-T)

SIGNIFICANT CURRENT STREAKS

ADAM SORGI

- Season-Best 12-Game Hit Streak

TEAM

- Season-Long 4-Game Home Losing Streak
- 7-Game Pac-10 Losing Streak

APRIL PLAYER BIRTHDAYS

- April 7 - Min (Brian) Moon
- April 19 - Grant Escue

OFF THE BEATEN PATH

- Stanford has drawn at least 1000 fans in 25 of its first 29 games
- Stanford has had 17 different position players make at least one start in 2007

MEDIA RELATIONS OFFICE

Stanford Baseball contact Kyle McRae can be reached via phone in the office (650-725-2959) or on his cell (650-544-5617) as well as via email (mcr@stanford.edu). For more detailed media information, please refer to pages 170 and 171 of the 2007 Stanford Baseball Media Guide.

MEDIA EMAIL LIST

If you would like to receive Stanford Baseball press releases and other media information on Stanford Baseball via email, please email Kyle McRae (mcr@stanford.edu) with the email address to send to.

SEAN RATLIFF HEATING UP

Sean Ratliff has three homers in the team's last three games, including his most recent with a tape-measure solo shot at Nevada on April 10. Ratliff hit a pair of homers for the first time in his career and drove in a career-high seven runs at Arizona State on April 6. The two-homer game was the first for Stanford since Chris Minaker hit two long balls against California at Sunken Diamond on May 5, 2006. Ratliff's seven RBI were the most by a Stanford player since Danny Putnam (March 2, 2003) and Ryan Garko (May 4, 2003) both had seven in games versus USC during the 2003 campaign, while his eight total bases were a 2007 team season-high. Ratliff hit his first career grand slam with an inside-the-park homer in the seventh inning and then hit a long three-run shot down the right field line in his next at bat in the eighth.

ADAM SORGI REACHES NEW CAREER-HIGH

Adam Sorgi's hit streak reached a new career-high 12 games and became the longest by a Stanford player in 2007 when he was 2-for-4 at Nevada on April 10. Sorgi, who missed the entire 2006 season with a shoulder injury, played his first game in the field since the 2005 season against California on March 4 and has started 12 of the 14 games at the position since, including all 10 since the Cardinal returned from a 12-day break on March 24. He is hitting .432 (19-44) with three doubles, six RBI and 12 runs scored during the streak and is hitting .396 (21-53) with four doubles, nine RBI and 13 runs scored on the season.

DAVID STRINGER INTO RECORD BOOKS

David Stringer earned a spot in Stanford's record books when he recorded his seventh save of the season at Nevada to move into a tie for 10th-place on Stanford's single-season list in the category. Stringer recorded five saves in as many games from February 20 - March 3. Stringer earned a spot on the College Baseball Foundation's weekly national honor roll for the week of February 27 when he saved four games during the previous week and then added one more against California (March 2). He is 0-1 with a 3.25 ERA and has made a team-high 18 appearances and worked 27.2 innings.

WINNING THE CLOSE ONES

Stanford has a 9-7 record in games decided by three runs or less this season and also won its only extra-inning contest of the season at San Jose State on March 27. The Cardinal is 4-3 in one-run games, as well as 3-2 in two-run contests and 2-2 in three-run affairs.

LONG GAMES

Stanford has clocked in at 3:00 or over in 16 of its first 29 games this season. Stanford has gone 3:41 or more seven times including a season-long 4:12 against UCLA on March 31.

CORD PHELPS DOING SOMETHING EXTRA

Cord Phelps co-leads Stanford along with Sean Ratliff with 13 extra base hits this season, leading the club in both doubles (10) and triples (3). Last year, all 18 of Phelps' hits were singles.

COMEBACK KIDS

Stanford has come from behind in nine of its 14 wins this season. Stanford's biggest comeback of the year came versus USC (March 11) when the Cardinal was down 8-4 heading into the bottom of the seventh inning before scoring four times to the game at 8-8 and six more in the eighth in an eventual 14-9 win.

STANFORD BASEBALL IN THE PROS

Stanford Baseball has sent 75 players on to play Major League Baseball. Stanford has five former players are currently on a 2007 MLB roster, as well as 15 others that have been assigned to a minor league team in 2007. The minor league list shows the name of the player's current team, as well the league the team plays in, the major league affiliate and the level of minor league baseball.

2007 MLB PLAYERS

- **Joe Borchard** – Florida Marlins
- **Ryan Garko** – Cleveland Indians
- **Jeremy Guthrie** – Baltimore Orioles
- **Mike Mussina** – New York Yankees
- **Carlos Quentin** – Arizona Diamondbacks

MINOR LEAGUE BASEBALL

- **Jonny Ash** – Corpus Christi Hooks, Texas League (Houston Astros AA)
- **Eric Bruntlett** – Round Rock Express, Pacific Coast League (Houston Astros AAA)
- **Chris Carter** – Tucson Sidewinders, Pacific Coast League (Arizona Diamondbacks AAA)
- **Jason Cooper** – Buffalo Bisons, International League (Cleveland Indians AAA)
- **John Gall** – Albuquerque Isotopes, Pacific Coast League (Florida Marlins AAA)
- **Mike Gosling** – Louisville Bats, International League (Cincinnati Reds AAA)
- **John Hester** – Visalia Oaks, California League (Arizona Diamondbacks A)
- **Jed Lowrie** – Portland Sea Dogs, Eastern League (Boston Red Sox AA)
- **Donny Lucy** – Birmingham Barons, Southern League (Chicago White Sox AA)
- **John Mayberry, Jr.** – Bakersfield Blaze, California League (Texas Rangers A)
- **Chris Minaker** – West Tenn Diamond Jaxx, Southern League (Seattle Mariners AA)
- **Danny Putnam** – Midland RockHounds, Texas League (Oakland A's AA)
- **Jim Rapoport** – Swing of the Quad Cities, Midwest League (St. Louis Cardinals A)
- **Greg Reynolds** – Tulsa Drillers, Texas League (Colorado Rockies AA)
- **Mark Romanczuk** – South Bend Silver Hawks, Midwest League (Arizona Diamondbacks A)

CAREER-BEST HIT STREAKS

Stanford has had 10 players post career-best hit streaks this season with Adam Sorgi's current 12-game streak leading the way, followed by Joey August (11), Michael Taylor (10), Adam Gaylord (8), Brian Juhl (6), Sean Ratliff (6), Toby Gerhart (5), Brent Milleville (5), Brendan Domaracki (4) and Austin Yount (3).

SUNDAY SUCCESS

Stanford won six straight Sunday games from February 11 - March 25 before having its run snapped with a loss to UCLA in its most recent Sunday contest on April 1. Stanford is 6-2 overall on Sundays in 2007.

HOME STRETCH

Stanford will play 10 of its next 13 games at home beginning with four straight games at Sunken Diamond with a three-game set against Pac-10 leader Arizona this Friday-Sunday, April 13-15 (6 pm, 1 pm, 1 pm, PT) before a non-conference home contest against Santa Clara on Tuesday, April 17 (6 pm, PT). Stanford will then travel across the Bay to play California in a three-game set next Friday-Sunday, April 20-22 (2:30 pm, 1 pm, 1 pm, PT) before returning to Sunken Diamond for six more home contests against San Jose State (Tuesday, April 24, 6 pm, PT), Fresno State (Wednesday, April 25, 3 pm, PT), Oregon State (Friday-Sunday, April 27-29, 6 pm, 1 pm, 1 pm, PT) and Santa Clara (Tuesday, May 1, 6 pm, PT).

CATCH THE CARDINAL ON TV

Stanford has three upcoming games to be televised live beginning with back-to-back contests versus Oregon State on April 27 (CSTV) and April 28 (Fox Sports Net). The Stanford-Washington game on May 13 will also be televised by CSTV.

SUNKEN DIAMOND - HOME SWEET HOME

Sunken Diamond has served as a host site for 13 NCAA Regionals, as well as NCAA Regionals on five occasions. Stanford has clinched 10 of its 15 trips to the College World Series at Sunken Diamond. Stanford has also made Sunken Diamond a tough place for opponents in recent years, winning at least 17 games at home in each of the last 11 seasons prior to 2007 with an amazing 302-91 (.768) record during the stretch. Stanford is 10-6 at home this season.

Stanford Career Stats Versus Arizona

Joey August (.000, 0-3)
 Jeremy Bleich (9.64, 0-1, 1 APP, 1 GS, 4.2 IP, 9 H, 6 R, 5 ER, 4 SO)
 Jason Castro (.400, 2-5, 2 RBI, GDP)
 Erik Davis (5.79, 0-0, 3 APP, 4.2 IP, 6 H, 3 R, 3 ER, 1 BB, 2 SO)
 Brendan Domaracki (.400, 2-5, 1 R, 1 RBI)
 Max Fearnow (13.50, 1 APP, 2.2 IP, 7 H, 7 R, 4 ER, 1 BB, 3 SO)
 Nolan Gallagher (4.91, 0-0, 3 APP, 3.2 IP, 6 H, 4 R, 2 ER, 2 BB, 5 SO)
 Brian Juhl (.250, 1-4, 3 BB)
 Brent Milleville (.300, 3-10, 3 R, 2B, HR, 2 RBI, 3 BB, 3 SO, SF, 2 SB)
 Randy Molina (.000, 0-1)
 Cord Phelps (.000, 0-8, RBI, BB, 3 SO)
 Sean Ratliff (13.50, 0-0, 1 APP, 0.2 IP, 1 H, 1 R, 1 ER)
 Ryan Seawell (.318, 7-22, 3 R, 2 2B, 2 RBI, BB, 1 HBP, 5 SO, GDP, SB)
 David Stringer (3.00, 0-0, 2 APP, 1 SV, 3.0 IP, 3 H, 1 R, 1 ER, 1 BB, 5 SO)
 Adam Sorgi (.389, 7-18, 4 R, 3B, HR, 2 RBI, 2 BB, 2 SO)
 Michael Taylor (.280, 7-25, 6 R, 2B, 3B, HR, 2 RBI, BB, HBP, 5 SO)
 Austin Yount (.250, 1-4, 1 R, 2B, SO)

2006 Stanford-Arizona Games

April 21, 2006 - Stanford 10, at Arizona 6

Stanford snapped a five-game Pac-10 losing streak with a 10-6 win over Arizona. Brent Milleville (3-5, 2B, HR, 3 RBI) and Ryan Seawell (3-6, 2B, SB, 2 RBI) had three hits each as the Cardinal offense racked up 16. Greg Reynolds earned the victory despite allowing six runs (four earned) on seven hits and two walks with seven strikeouts over the first 6.0 innings. David Stringer picked up his first collegiate save holding the Wildcats scoreless over the final 3.0 innings, allowing just one hit and one walk while striking out five.

Quote of the Day ... "It was nice for our bats to break out again tonight. We've been starting to hit the ball better as a team over the last couple of games." – Mark Marquess

Stanford..... 041 003 200 - 10 16 1 (17-15)

Arizona..... 020 220 000 - 6 8 2 (15-20)

WP - Reynolds (3-3) Save - Stringer(1) LP - Guilmet (2-5) T - 2:50 A - 1034

BATTERIES: STAN - Reynolds, Stringer (7) and Hester. ARIZ - Guilmet, Baugh (7), Perry (8) and Schmidt.

HRs: ARIZ - Glenn (5th, 2-run in 4th); STAN - Milleville (2nd, solo in 7th).

April 22, 2006 - at Arizona 14, Stanford 4

Arizona evened a three-game series against Stanford with a 14-4 victory over the Cardinal, breaking open a tight 6-4 game with seven runs in the bottom of the eighth. Travis Peep (3-4, 2B, 2 RBI) and David Plante (3-4, RBI) combined for six of Arizona's 18 hits, while Bill Rhinehart (2-5, 2B, 3 RBI) drove in three runs, and Jason Donald and Konrad Schmidt (2-4, HR, RBI) both homered. All nine Arizona starters had at least one hit. Brad Mills got the victory, scattering four runs (two earned) and seven hits over the first 6.0 innings, while Daniel Schlereth picked up the save by holding the Cardinal scoreless over the final 3.0 frames.

Quote of the Day ... "They beat us in every phase of the game today." – Mark Marquess

Stanford..... 001 210 000 - 4 8 1 (17-16)

Arizona..... 200 131 07X - 14 18 1 (16-20)

WP - Mills (4-3) Save - Schlereth (3) LP - Bleich (2-3) T - 2:58 A - 656

BATTERIES: STAN - Bleich, Fearnow (5), Holler (8) and Hester. ARIZ - Mills, Schlereth (7) and Schmidt.

HRs: ARIZ - Donald (3rd, 2-run in 1st), Schmidt (1st, solo in 4th).

April 23, 2006 - at Arizona 12, Stanford 3

Arizona took the rubber game against Stanford with a 12-3 victory over the Cardinal that was the fifth straight series loss for Stanford and left the club all alone in last place in the Pac-10 standings at the halfway mark of its league schedule. Colt Sedbrook (3-4, 3B, SB, 3 RBI), Konrad Schmidt (3-5, 2B, RBI) and Bill Rhinehart (3-5, 2B, HR, RBI) had three hits each for the Wildcats, while Brad Boyer and Rhinehart also scored three runs apiece. David Coulon earned the victory, allowing just three runs on five hits and three walks while striking out four over the first 6.0 innings. Ryan Perry tossed 3.0 scoreless innings to earn his first collegiate save. Stanford made four errors that led to three unearned runs.

Quote of the Day ... "We really didn't do much right at all today. You certainly can't play defense the way we did and expect to win Pac-10 games." – Mark Marquess

Stanford..... 000 002 100 - 3 6 4 (17-17)

Arizona..... 001 113 51X - 12 15 3 (17-20)

WP - Coulon (2-3) Save - Perry (1) LP - Manship (1-5) T - 2:55 A - 611

BATTERIES: STAN - Manship, Stringer (6), Ratliff (6), Gallagher (7), Davis (7), Holler (7) and Hester. ARIZ - Coulon, Perry (7) and Schmidt.

HRs: ARIZ - Rhinehart (2nd, solo in 4th).



MARK MARQUESS

Head Coach
31st Season
Stanford (1969)

CWS Titles (2): 1987, '88
CWS Runners-Up (3): 2000, '01, '03
CWS Appearances (13): 1982, '83, '85, '87, '88, '90, '95, '97, '99, 2000, '01, '02, '03
NCAA Regional Titles (14): 1982, '83, '85, '87, '88, '90, '95, '97, '99, 2000, '01, '02, '03, '06
NCAA Super Regional Titles (5): 1999, 2000, '01, '02, '03
Pac-10 Regular Season Titles (12): 1983, '84, '85, '87, '90, '94, '97, '98, '99, 2000, '03, '04
NCAA Championship Appearances (24): 1981, '82, '83, '84, '85, '86, '87, '88, '90, '91, '92, '94, '95, '96, '97, '98, '99, 2000, '01, '02, '03, '04, '05, '06
Overall Record: 1271-632-5 (.667)
Stanford Record: Same
NCAA Postseason Record: 112-52 (.683)
NCAA Regional Record: 68-25 (.731)
NCAA Super Regional Record: 10-4 (.714)
CWS Record: 34-23 (.596)
Pac-10 Record: 501-333 (.601)
All-Time Division I Victory Rank: 11th
Active Division I Victory Rank: 6th
NCAA Coach of the Year: 3 (1985, '87, '88)
Pac-10 Coach of the Year: 9 (1983, '85, '87, '90, '94, '97, '98, '99, 2003)

MARQUESS YEAR-BY-YEAR

Year	Overall (Pac-10, Place)	NCAA
1977	43-23 (5-13, 3rd-T)*	----
1978	35-20-1 (6-12, 3rd-T)*	----
1979	35-23 (13-17, 5th-T)^	----
1980	29-24 (13-17, 5th)^	----
1981	43-22 (16-14, 2nd)^	Regional
1982	49-18-1 (20-10, 2nd)^	5th-T CWS
1983	41-17-1 (20-10, 1st)^	Regional
1984	38-26-1 (18-12, 1st-T)^	Regional
1985	47-15 (23-7, 1st)^	5th-T CWS
1986	38-23 (18-12, 2nd-T)^	Regional
1987	53-17 (21-9, 1st)^	CWS Champs
1988	46-23 (18-12, 2nd-T)^	CWS Champs
1989	30-28 (12-18, 4th)^	----
1990	59-12 (24-6, 1st)^	3rd-T CWS
1991	39-23 (18-12, 2nd)^	Regional
1992	39-23 (17-13, 2nd)^	Regional
1993	27-28 (10-20, 6th)^	----
1994	36-24 (21-9, 1st)^	Regional
1995	40-25 (20-10, 2nd)^	5th-T CWS
1996	41-19 (19-11, 2nd)^	Regional
1997	45-20 (21-9, 1st)^	3rd-T CWS
1998	42-14-1 (22-8, 1st)^	Regional
1999	50-15 (19-5, 1st)	3rd-T CWS
2000	50-16 (17-7, 1st-T)	2nd CWS
2001	51-17 (17-7, 2nd)	2nd CWS
2002	47-18 (16-8, 2nd)	3rd-T CWS
2003	51-18 (18-6, 1st)	2nd CWS
2004	46-14 (16-8, 1st)	Regional
2005	34-25 (12-12, 6th-T)	Regional
2006	33-27 (11-13, 5th-T)	Super Regional
2007	14-15 (0-6, 9th)	N/A

*Pacfic-8; ^Pac-10 Southern Division

Totals 1271-632-5 (501-333)

Championships

2 College World Series
5 NCAA Super Regional
14 NCAA Regional
12 Pac-10

STANFORD HEAD COACH MARK MARQUESS

One of the nation's premier collegiate coaches and the winningest coach in Stanford Baseball history, Mark Marquess is in his 31st season at the helm of the Cardinal and his 39th associated with the program in 2007. Marquess has won more games than any coach in any sport ever at Stanford with the amazing numbers he has posted during his long tenure on The Farm. Marquess has a 1271-632-5 (.667) all-time record in 1908 career games, as well as equally impressive marks in postseason (112-52, .683), NCAA Regional (68-25, .731), NCAA Super Regional (10-4, .714), CWS (34-23, .596) and Pac-10 (501-333, .601) action. He is currently ranked sixth among all active NCAA Division I coaches in victories and 11th on the all-time list among Division I coaches. Marquess became the 23rd coach in the history of NCAA Division I baseball to reach the 1000-win mark with a victory over Florida State on February 9, 2001. Just over two years later, he picked up win No. 1100 versus Nevada on February 17, 2003. He became the 16th NCAA Division I head baseball coach to win 1200 collegiate games just over another two years after that when the Cardinal defeated California at Sunken Diamond on March 5, 2005. He also won his 100th career postseason game in Stanford's NCAA Super Regional clinching victory over Long Beach State (June 7, 2003). The 1969 Stanford graduate has led the Cardinal to two CWS titles and three runner-up showings in five CWS championship appearances, as well as 13 College World Series trips, five NCAA Super Regional titles, 14 NCAA Regional championships and 12 Pac-10 crowns (includes Southern Division and shared titles). Stanford's two CWS championships under

Marquess came in back-to-back fashion in 1987 and 1988 as the Cardinal is just one of four teams to have ever won back-to-back Division I College World Series titles. The three runner-up showings have all come this decade with the Cardinal taking second in Omaha in 2000, 2001 and 2003. Maybe even more amazing, all 13 teams that Marquess has taken to the College World Series have won at least one game. Stanford has qualified for the NCAA Championships 24 times in the first 30 seasons under Marquess with a current school record run of 13 straight appearances in postseason play. He has been named NCAA Coach of the Year three times and has received Pac-10 or Pac-10 Southern Division Coach of the Year honors on nine occasions, most recently with his Pac-10 selection in 2003. The Cardinal has also recorded 29 winning seasons in the first 30 campaigns under his leadership. His clubs have finished either first or second in the prestigious Pacific-10 (formerly Pac-10 Southern Division) 22 times in the last 26 seasons including 2006. Stanford has had 134 players drafted by professional baseball in the past 22 campaigns, including 18 in the last 20 years that were drafted either in the first round or as a Compensation A pick. Stanford has had more first round picks (6) since 2000 than any other school in the nation, most recently with the selection of Greg Reynolds as the No. 2 overall pick in 2006. A member of the American Baseball Coaches Association Hall of Fame, Marquess was the head coach of the 1988 United States Olympic baseball team that captured the gold medal. He was also an accomplished football and baseball standout on The Farm, and is a member of the Stanford Athletic Hall of Fame. He is one of only 10 people to have ever both played and coached in the College World Series. Marquess was the starting first baseman and a First Team All-American on Stanford's 1967 CWS squad and played four seasons in the minor leagues with the Chicago White Sox organization.

NCAA DIVISION I BASEBALL ALL-TIME COACHES WIN LIST

Coach, Current or Last School (Yr.)	Wins
1. Augie Garrido, Texas (39th)	1611
2. Gene Stephenson, Wichita State (30th)	1578
3. Larry Hays, Texas Tech (37th)	1475
4. Mike Martin, Florida State (28th)	1467
5. Chuck Hartman, Virginia Tech (47)	1444
6. Cliff Gustafson, Texas (29)	1427
7. Rod Dedeaux, USC (44)	1342
8. Ron Polk, Mississippi State (34th)	1333
9. Larry Cochell, Oklahoma (39)	1331
10. Bob Bennett, Fresno State (34)	1300
11. Mark Marquess, Stanford (31st)	1271
12. Ron Fraser, Miami (30)	1267
13. Jack Stallings, Georgia Southern (39)	1255
14. Richard Jones, Illinois (39)	1242
15. Jim Dietz, San Diego State (31)	1230

*Active Coaches In Bold

Totals Updated Thru Games of April 10, 2007

STANFORD COACHING STAFF

Dean Stotz is in his 31st season with Stanford Baseball and his eighth as the team's associate head coach after he was promoted to the position prior to the 2000 season following 23 years of service as an assistant. Stotz currently coaches third base while also handling various offensive and defensive aspects of the game. Tom Kunis is in his eighth season as Stanford's pitching coach, while Dave Nakama is also in his eighth campaign over two stints as an assistant.

INDIVIDUAL CAREER/2007 SEASON GAME-HIGHS

#7 JOEY AUGUST (OF)

CAREER		2007 SEASON	
5, eight times	AB	5, three times	
3, at California (3/3/06)	R	2, twice	
3, six times	H	3, three times	
1, twice	HR	1, vs. UCLA (4/1)	
3, vs. USC (3/11/07)	RBI	3, vs. USC (3/11)	
1, three times	SB	1, vs. California (3/2)	
11 games (3/4/07 - 4/1/07)	STK	11 games (3/4 - 4/1)	

#17 CORY BANNISTER (RHP)

CAREER		2007 SEASON	
0.1, vs. Sacramento St. (3/24/07)	IP	0.1, vs. Sacramento St. (3/24)	
1, vs. Sacramento St. (3/24/07)	SO	1, vs. Sacramento St. (3/24)	

#21 JEREMY BLEICH (LHP)

CAREER		2007 SEASON	
8.2, vs. USC (3/10/07)	IP	8.2, vs. USC (3/10/07)	
7, vs. Kansas (2/25/07)	SO	7, vs. Kansas (2/25)	

#22 STEPHEN BROWN (INF/OF)

CAREER		2007 SEASON	
2, at Santa Clara (5/9/06)	AB		

#15 JASON CASTRO (1B/C)

CAREER		2007 SEASON	
6, at Santa Clara (5/9/06)	AB	4, five times	
3, at Texas (6/3/06)	R	1, six times	
3, three times	H	1, nine times	
1, three times	HR		
3, at Washington (5/14/06)	RBI	2, twice	
1, five times	SB	1, vs. California (3/3)	
12 games (5/7/06 - 5/26/06)	STK	2 games (three times)	

#36 ANDREW CLAUSON (RHP)

CAREER		2007 SEASON	
2.1, vs. Kansas (2/24/07)	IP	2.1, vs. Kansas (2/24)	
2, twice	SO	2, twice	

#19 ERIK DAVIS (RHP)

CAREER		2007 SEASON	
5.0, twice	IP	2.2, at Santa Clara (3/6)	
5, twice	SO	5, vs. UCLA (4/1)	

#14 BRENDAN DOMARACKI (OF)

CAREER		2007 SEASON	
5, four times	AB	5, vs. California (3/4)	
1, 22 times	R	1, five times	
2, nine times	H	2, vs. California (3/4)	
1, twice	HR		
3, at San Jose St. (4/8/06)	RBI	2, twice	
1, twice	SB		
4 games (2/11/07 - 2/24/07)	STK	4 games (2/11 - 2/24)	

#26 GRANT ESCUE (1B)

CAREER		2007 SEASON	
5, three times	AB	5, twice	
2, twice	R	1, twice	
3, twice	H	2, at Sacramento St. (3/25)	
2, four times	RBI	2, twice	
5 games, twice	STK	3 games (3/11 - 3/25)	

#40 MAX FEARNOW (RHP)

CAREER		2007 SEASON	
4.1, vs. San Francisco (4/17/06)	IP	2.2, at Cal St. Fullerton (2/3)	
3, three times	SO	2, four times	

#28 NOLAN GALLAGHER (RHP)

CAREER		2007 SEASON	
9.0, twice	IP	9.0, at Sacramento St. (3/25)	
7, twice	SO	7, at Sacramento St. (3/25)	

#2 ADAM GAYLORD (INF)

CAREER		2007 SEASON	
5, vs. UCLA (3/31/07)	AB	5, vs. UCLA (3/31)	
2, twice	R	2, twice	
3, at Sacramento St. (3/25/07)	H	3, at Sacramento St. (3/25)	
1, seven times	RBI	1, seven times	
8 games (2/4/07 - 2/23/07)	STK	8 games (2/4 - 2/23)	

#24 TOBY GERHART (OF)

CAREER		2007 SEASON	
5, three times	AB	5, three times	
1, twice	R	1, twice	
2, vs. Fresno St. (2/10/07)	H	2, vs. Fresno St. (2/10)	
1, vs. Fresno St. (2/10/07)	HR	1, vs. Fresno St. (2/10)	
3, vs. Fresno St. (2/10/07)	RBI	3, vs. Fresno St. (2/10)	
5 games (2/4/07 - 2/17/07)	STK	5 games (2/4 - 2/17)	

#27 BLAKE HANCOCK (LHP)

CAREER		2007 SEASON	
4.0, vs. UCLA (3/31/07)	IP	4.0, vs. UCLA (3/31)	
2, at Cal St. Fullerton (2/2/07)	SO	2, at Cal St. Fullerton (2/2)	

#20 JEFFREY INMAN (RHP)

CAREER		2007 SEASON	
7.2, vs. California (3/2/07)	IP	7.2, vs. California (3/2)	
9, vs. California (3/2/07)	SO	9, vs. California (3/2)	

#3 J.J. JELMINI (INF)

CAREER		2007 SEASON	
3, twice	AB	3, at Cal St. Fullerton (2/4)	
1, four times	R	1, twice	
1, twice	H		
1, twice	RBI		
1 game, twice	STK		

#5 BRIAN JUHL (C)

CAREER		2007 SEASON	
5, at Sacramento St. (3/25/07)	AB	5, at Sacramento St. (3/25)	
1, 15 times	R	1, seven times	
2, six times	H	2, four times	
1, three times	HR	1, twice	
4, vs. Kansas (2/25/07)	RBI	4, vs. Kansas (2/25)	
6 games (2/2/07 - 2/16/07)	STK	6 games (2/2 - 2/16)	

#25 BRENT MILLEVILLE (C/1B/OF)

CAREER		2007 SEASON	
5, four times	AB	5, twice	
2, three times	R	2, twice	
4, at Nevada (4/10/07)	H	4, at Nevada (4/10)	
1, twice	HR		
5, at Nevada (4/10/07)	RBI	5, at Nevada (4/10)	
1, three times	SB	1, at Santa Clara (3/6)	
5 games (3/4/07 - 3/24/07)	STK	5 games (3/4 - 3/24)	

#33 RANDY MOLINA (INF)

CAREER		2007 SEASON	
5, four times	AB	3, twice	
2, five times	R	1, twice	
4, at USC (3/11/06)	H	1, four times	
2, vs. Washington St. (3/27/06)	RBI		
6 games, twice	STK	1 game, twice	

#11 MIN (BRIAN) MOON (INF/OF)

CAREER		2007 SEASON	
2, vs. UCLA (3/31/07)	AB	2, vs. UCLA (3/31)	
1, vs. UCLA (3/31/07)	R	1, vs. UCLA (3/31)	
2, vs. UCLA (3/31/07)	H	2, vs. UCLA (3/31)	
1, vs. UCLA (3/31/07)	RBI	1, vs. UCLA (3/31)	
1 game (3/31/07)	STK	1 game (3/31)	

#12 WANDE OLABISI (OF)

CAREER		2007 SEASON	
1, vs. USC (3/11/07)	R	1, vs. USC (3/11)	

#38 REX PETRILL (RHP)

CAREER		2007 SEASON	
0.2, at Cal St. Fullerton (2/4/07)	IP	0.2, at Cal St. Fullerton (2/4)	

#16 CORD PHELPS (INF)

CAREER		2007 SEASON	
5, four times	AB	5, twice	
2, four times	R	2, three times	
3, twice	H	3, at Cal St. Fullerton (2/4)	
	HR		
2, three times	RBI	2, vs. California (3/4)	
	SB		
6 games (2/24/06 - 3/11/06)	STK	4 games (2/2 - 2/10)	

#18 SEAN RATLIFF (OF/LHP)

CAREER		2007 SEASON	
5, seven times	AB	5, seven times	
4, vs. California (3/4/07)	R	4, vs. California (3/4)	
3, three times	H	3, three times	
2, at Arizona St. (4/6/07)	HR	2, at Arizona St. (4/6)	
7, at Arizona St. (4/6/07)	RBI	7, at Arizona St. (4/6)	
1, eight times	SB	1, eight times	
6 games (3/3/07 - 3/11/07)	STK	6 games (3/3 - 3/11)	
3.2, vs. Cal St. Fullerton (2/4/06)	IP		
6, vs. Cal St. Fullerton (2/4/06)	SO		

#29 RYAN SEAWELL (OF)

CAREER		2007 SEASON	
6, four times	AB	5, twice	
3, twice	R	2, twice	
4, vs. NC St. (6/4/06)	H	3, vs. Kansas (2/24)	
1, seven times	HR	1, three times	
3, three times	RBI	2, at San Jose St. (3/27)	
1, eight times	SB	1, twice	
7 games, twice	STK	7 games (2/11 - 2/25)	

#6 ADAM SORGI (INF)

CAREER		2007 SEASON	
7, at Washington St. (4/1/05)	AB	5, twice	
3, three times	R	3, at Nevada (4/10)	
4, twice	H	3, three times	
1, five times	HR		
4, at Nevada (5/3/05)	RBI	3, twice	
1, three times	SB		
12 games (3/4/07 - 4/10/07)	STK	12 games (3/4 - 4/10)	

#34 TOM STILSON (LHP)

CAREER		2007 SEASON	
2.2, vs. USC (3/9/07)	IP	2.2, vs. USC (3/9)	
2, at San Jose St. (3/27/07)	SO	2, at San Jose St. (3/27)	

#39 DAVID STRINGER (RHP)

CAREER		2007 SEASON	
6.0, at USC (3/12/06)	IP	5.0, at Nevada (4/10)	
8, at Fresno St. (2/26/06)	SO	4, twice	

#30 MICHAEL TAYLOR (OF)

CAREER		2007 SEASON	
7, at Santa Clara (5/9/06)	AB	5, four times	
3, three times	R	3, vs. USC (3/11)	
5, vs. Santa Clara (5/16)	H	4, vs. USC (3/11)	
1, 13 times	HR	1, four times	
5, vs. USC (3/11/07)	RBI	5, vs. USC (3/11)	
1, 12 times	SB	1, at Cal St. Fullerton (2/4)	
10 games (2/23/07 - 3/11/07)	STK	10 games (2/23 - 3/11)	

#8 KYLE THOMPSON (RHP)

CAREER		2007 SEASON	
0.2, at Arizona St. (4/6/07)	IP	0.2, at Arizona St. (4/6)	

#23 BRANDT WALKER (RHP)

CAREER		2007 SEASON	
3.0, at Cal St. Fullerton (2/2/07)	IP	3.0, at Cal St. Fullerton (2/2)	
2, twice	SO	2, twice	

#1 JEFF WHITLOW (OF)

CAREER		2007 SEASON	
4, twice	AB	4, twice	
2, at Arizona St. (4/6/07)	R	2, at Arizona St. (4/6)	
1, five times	H	1, five times	
1, vs. Kansas (2/23)	HR	1, vs. Kansas (2/23)	
3, vs. Kansas (2/23)	RBI	3, vs. Kansas (2/23)	
1, vs. Kansas (2/25)	SB	1, vs. Kansas (2/25)	
2 games (2/4 - 2/16)	STK	2 games (2/4 - 2/16)	

#4 AUSTIN YOUNT (INF/RHP)

CAREER		2007 SEASON	
5, twice	AB	5, at Cal St. Fullerton (2/4)	
2, twice	R	2, at Cal St. Fullerton (2/4)	
2, four times	H	2, three times	
1, vs. Cal St. Fullerton (2/4/06)	HR		
3, twice	RBI	2, at Cal St. Fullerton (2/2)	
3 games (2/4/07 - 2/11/07)	STK	3 games (2/4 - 2/11)	
5.0, vs. San Francisco (2/20/07)	IP	5.0, vs. San Francisco (2/20)	
5, at Pacific (5/24/06)	SO	2, twice	

2007 EXTRAS

SUPERLATIVES

Overall: 14-15
 Pac-10: 0-6
 Non-Conference Regular Season: 14-9
 Home: 10-6
 Away: 4-9
 Neutral: 0-0
 Day: 10-9
 Night: 4-6
 Ranked Opponents: 2-10
 Unranked Opponents: 12-5
 (according to *Baseball America* at time of game)
 On Television: 0-1
 February: 7-5
 March: 6-6
 April: 1-4
 May: 0-0
 June: 0-0
 Monday: 0-0
 Tuesday: 3-1
 Wednesday: 0-0
 Thursday: 0-1
 Friday: 2-5
 Saturday: 3-6
 Sunday: 6-2
 Doubleheaders: 0-0-0
 Series Openers: 3-6
 3-Game Series Middle Games: 3-5
 3-Game Series Rubber Games: 0-1
 Completing 3-Game Series Sweeps: 2-0
 Avoiding 3-Game Series Sweeps: 2-3
 Series Finales: 6-3
 1-Run: 4-3
 2-Run: 3-2
 3-Run: 2-2
 4-Run: 0-1
 5-Run: 3-1
 6-Run: 0-4
 7-Run: 1-0
 8-Run: 0-1
 10-Run: 1-0
 13-Run: 0-1
 Extra Innings: 1-0
 Less Than 9 Innings: 0-0
 Stanford Scores First: 7-7
 Opponent Scores First: 7-8
 Comeback Wins: 9
 Comebacks Allowed: 7
 Leading After 5 Innings: 11-1
 Trailing After 5 Innings: 1-11
 Tied After 5 Innings: 2-3
 Leading After 8 Innings: 13-1
 Trailing After 8 Innings: 0-14
 Tied After 8 Innings: 1-0
 Win Streak: 8 (2/18 - 3/4)
 Road Win Streak: 2 (3/25-27)
 Home Win Streak: 9 (2/10 - 3/4)
 Neutral Win Streak: None
 Losing Streak: 6 (3/30 - 4/7)
 Road Losing Streak: 5 (2/2-17)
 Home Losing Streak: 4 (3/24 - 4/1)
 Weather Postponements: 2

GAME-HIGHS

TEAM BATTING
AB: 43, twice, at Cal St. Fullerton (2/4), vs. UCLA (3/31)
R: 14, vs. USC (3/11)
R (Inning): 9, vs. UCLA (3/31, 9th Inning)
H: 17, vs. UCLA (3/31)
RBI: 14, vs. USC (3/11)
2B: 6, at Cal St. Fullerton (2/4)
3B: 3, vs. California (3/4)
HR: 2, four times, vs. Kansas (2/23, 2/25), vs. USC (3/9), at Arizona St. (4/6)
Total Bases: 26, twice, at Cal St. Fullerton (2/4), vs. UCLA (3/31)
BB: 10, at Santa Clara (3/6)
SO: 16, at Texas (2/16)
SAC: 2, twice, vs. Kansas (2/24), at Nevada (4/10)
SF: 2, vs. USC (3/9), at Nevada (4/10)
SB: 3, vs. California (3/3)
HBP: 6, at Texas (2/18)
Caught Stealing: 1, four times, vs. Fresno St. (2/11), vs. California (3/4), at Sacramento St. (3/25), at Arizona St. (4/6)
Runners LOB: 14, at Santa Clara (3/6)
Hit into DP: 3, twice, vs. USC (3/9), at Nevada (4/10)

TEAM PITCHING

IP: 10.0, at San Jose St. (3/27)
SO: 11, twice, vs. Kansas (2/25), vs. California (3/2)
Earned Runs Allowed (Low): 0, three times, vs. San Francisco (2/20), vs. California (3/2), at Sacramento St. (3/25)
Runs Allowed (Low): 0, twice, vs. California (3/2), at Sacramento St. (3/25)
Hits Allowed (Low): 3, vs. California (3/2)
Walks Allowed (Low): 0, four times, at Cal St. Fullerton (2/2), vs. Fresno St. (2/11), vs. San Francisco (2/20), at Sacramento St. (3/25)
Runs Allowed: 16, vs. UCLA (3/31)
Earned Runs Allowed: 15, vs. UCLA (3/31)
Hits Allowed: 24, vs. UCLA (3/31)
Walks Allowed: 11, at Arizona St. (4/6)

TEAM FIELDING

PO: 30, at San Jose St. (3/27)
A: 14, vs. UCLA (3/31)
E: 4, three times, vs. USC (3/9), at Arizona St. (4/5, 4/7)
DPs Turned: 2, three times, vs. Fresno St. (2/11), at Texas (2/18), at Arizona St. (4/7)
TPs Turned: None

MISCELLANEOUS TEAM

Longest Game (Inn): 10, at San Jose St. (3/27)
Longest Game (Time): 4:12, vs. UCLA (3/31)
Longest 9-Inning Game (Time): 4:12, vs. UCLA (3/31)
Shortest Game (Inn): 9, 28 times, at Cal St. Fullerton (2/2, 2/3, 2/4), vs. Fresno St. (2/10, 2/11), at Texas (2/16, 2/17, 2/18), vs. San Francisco (2/20), vs. Kansas (2/23, 2/24, 2/25), vs. California (3/2, 3/3, 3/4), at Santa Clara (3/6), vs. USC (3/9, 3/10, 3/11), vs. Sacramento St. (3/24), at Sacramento St. (3/25), vs. UCLA (3/30, 3/31, 4/1), at Arizona St. (4/5, 4/6, 4/7), at Nevada (4/10)
Shortest Game (Time): 2:25, vs. Fresno St. (2/11)
Shortest 9-Inning Game (Time): 2:25, vs. Fresno St. (2/11)
Largest Attend: 6633, at Texas (2/18)
Largest Home Attend: 2116, vs. USC (3/11)

INDIVIDUAL BATTING

AB: 6, Michael Taylor (3/31)
R: 4, Sean Ratliff (3/4)
H: 4, twice, Michael Taylor (3/11), Brent Milleville (4/10)
2B: 3, Cord Phelps (2/4)
3B: 1, 11 times, Michael Taylor (2/3, 2/4), Cord Phelps (2/10, 2/20, 3/4), Sean Ratliff (3/3, 3/4), Brent Milleville (3/4), Grant Escue (3/11), Adam Gaylord (3/31), Joey August (4/6)
HR: 2, Sean Ratliff (4/6)
RBI: 7, Sean Ratliff (4/6)
Grand Slams: 1, twice, Brian Juhl (2/25), Sean Ratliff (4/6)
Inside-The-Park HR: 1, Sean Ratliff (4/6)
Cycles: None
Total Bases: 8, Sean Ratliff (4/6)
BB: 2, seven times, Michael Taylor (2/10, 3/6), Brent Milleville (2/23), Cord Phelps (3/3), Brian Juhl (3/9), Adam Gaylord (3/27), Joey August (3/31)
SO: 3, 12 times, Adam Sorgi (2/2), Brent Milleville (2/10, 3/27), Michael Taylor (2/16), Austin Yount (2/16), Cord Phelps (2/25), Ryan Seawell (3/6, 3/31), Brian Juhl (3/25), Sean Ratliff (3/30, 3/31, 4/7)
SAC: 1, six times, Joey August (2/23, 3/25, 4/10), Sean Ratliff (2/24), Jeff Whitlow (2/24), Adam Gaylord (4/10)
SF: 1, 11 times, Brent Milleville (2/18, 3/25, 4/10), Brian Juhl (2/23), Jason Castro (3/3), Brian Juhl (3/6), Michael Taylor (3/9), Cord Phelps (3/9), Joey August (3/11), Jeff Whitlow (4/6), Sean Ratliff (4/10)
SB: 1, 15 times, Sean Ratliff (2/3, 2/16, 2/20, 2/25, 3/3, 3/6, 3/10, 3/25), Michael Taylor (2/4), Ryan Seawell (2/24, 3/3), Jeff Whitlow (2/25), Joey August (3/2), Jason Castro (3/3), Brent Milleville (3/6)
HBP: 2, Brian Juhl (2/18)

INDIVIDUAL PITCHING

IP (Start): 9.0, Nolan Gallagher (3/25)
IP (Relief): 5.0, three times, Jeffrey Inman (2/10), Austin Yount (2/20), David Stringer (4/10)
Fewest Runs (CG): 0, Nolan Gallagher (3/25)
Fewest Hits (CG): 4, Nolan Gallagher (3/25)
SO: 9, Jeffrey Inman (3/2)
Fewest Walks (CG): 0, Nolan Gallagher (3/25)

INDIVIDUAL FIELDING

PO: 13, twice, Brent Milleville (2/16), Brian Juhl (2/25)
A: 7, Adam Sorgi (4/10)
E: 3, Jeremy Bleich (4/5)

HOME RUN LIST

No. Name (Date, Opp., Pitcher, RBI, Inn., Outs, Count)
 1. Juhl (2/3, at CSF, Kaplan, solo, 2nd, 0, 0-1)^A
 2. Taylor (2/4, at CSF, Harris, solo, 8th, 0, 0-1)^A
 3. Gerhart (2/10, vs. FRE, Miller, 3-run, 3rd, 2, 2-0)
 4. Seawell (2/16, at UT, Russell, solo, 2nd, 0, 2-1)^A
 5. Ratliff (2/18, at UT, Boone, solo, 8th, 2, 3-2)
 6. Seawell (2/23, vs. KU, Ashwood, solo, 1st, 0, 2-2)^A
 7. Whitlow (2/23, vs. KU, Ashwood, 3-run, 1st, 1, 1-1)
 8. Taylor (2/25, vs. KU, Marks, solo, 1st, 2, 1-1)
 9. Juhl (2/25, vs. KU, Marks, grand slam, 3rd, 2, 3-2)
 10. Ratliff (3/9, vs. USC, Cook, 2-run, 7th, 0, 1-0)
 11. Ratliff (3/9, vs. USC, Rabago, solo, 7th, 1, 2-0)
 12. Seawell (3/27, at SJSU, Amberson, 2-run, 7th, 0, 2-0)
 13. Taylor (3/30, UCLA, Brummett, solo, 9th, 1, 2-1)
 14. Taylor (3/31, UCLA, Novak, 3-run, 9th, 1, 3-2)
 15. August (4/1, UCLA, Brooks, 2-run, 1st, 2, 1-2)
 16. Ratliff (4/6, at ASU, Satow, IP grand slam, 7th, 1, 1-1)
 17. Ratliff (4/6, at ASU, Parigi, 3-run, 8th, 2-1)
 18. Ratliff (4/10, at NEV, Kaup, solo, 5th, 0, 3-2)
**Back-To-Back • *Leadoff • *Inside-The-Park*

HIT STREAKS

12, Adam Sorgi (3/4 - 4/10)
 11, Joey August (3/4 - 4/1)+
 10, Michael Taylor (2/23 - 3/11)+
 8, Adam Gaylord (2/4-23)+
 7, Ryan Seawell (2/11-25)#
 6, Sean Ratliff (3/3-11)+
 6, Brian Juhl (2/2-17)+
 5, Toby Gerhart (2/4-17)+
 5, Brian Juhl (2/23 - 3/3)
 5, Brent Milleville (3/4-24)+
 5, Cord Phelps (3/30 - 4/6)
 4, Brendan Domaracki (2/11-24)+
 4, Brian Juhl (3/30 - 4/5)
 4, Cord Phelps (2/2-10)
 4, Sean Ratliff (3/31 - 4/6)
 4, Sean Ratliff (2/2-10)
 4, Michael Taylor (3/30 - 4/6)
 4, Michael Taylor (2/3-11)
3, Adam Gaylord (4/6-8)
 3, Joey August (6/11/06 - 2/3/07)
 3, Brendan Domaracki (3/2-9)
 3, Grant Escue (3/11-25)
 3, Brent Milleville (2/23-25)#
 3, Sean Ratliff (2/16-18)
 3, Ryan Seawell (3/3-6)
 3, Austin Yount (2/4-11)+
 2, Jason Castro (3/27-30)
 2, Jason Castro (3/3-4)
 2, Jason Castro (3/10-11)
 2, Grant Escue (3/6-9)
 2, Grant Escue (2/3-4)
 2, Adam Gaylord (2/25 - 3/2)
 2, Adam Gaylord (3/25-27)
 2, Brian Juhl (3/11-24)
 2, Brent Milleville (2/11-16)
 2, Cord Phelps (2/18-20)
 2, Cord Phelps (2/24-25)
 2, Sean Ratliff (3/25-27)
 2, Ryan Seawell (3/25-27)
 2, Jeff Whitlow (2/11-16)
*+Career-Best Hit Streak; #Career-Best-Tying Hit Streak;
 Hit Streak Began in 2006; Current Streaks In Bold

2007 COLLEGE BASEBALL POLLS (April 9, 2007)

BASEBALL AMERICA		COLLEGIATE BASEBALL		NCBWA		RIVALDS.COM		USA TODAY/ESPN	
Rank (Record)	LW	Rank (Record)	LW	Rank (Record)	LW	Rank (Record)	LW	Rank (Record)	LW
1. Vanderbilt (29-5)	1	1. Florida St. (31-4)	1	1. Vanderbilt (29-5)	1	1. Vanderbilt (29-5)	1	1. Vanderbilt (29-5)	1
2. North Carolina (29-5)	4	2. North Carolina (29-5)	2	2. North Carolina (29-5)	3	2. Florida St. (31-4)	2	2. Florida St. (31-4)	2
3. Florida St. (31-4)	2	3. Vanderbilt (29-5)	4	3. South Carolina (26-7)	4	3. Virginia (29-7)	3	3. North Carolina (29-5)	5
4. South Carolina (26-7)	5	4. South Carolina (26-7)	5	4. Florida St. (31-4)	2	4. South Carolina (26-7)	5	4. South Carolina (26-7)	4
5. Virginia (29-7)	3	5. Arkansas (25-10)	3	5. Rice (26-10)	8	5. North Carolina (29-5)	6	5. Rice (26-10)	9
6. <i>Texas (28-10)</i>	7	6. <i>Texas (28-10)</i>	7	6. <i>Texas (28-10)</i>	7	6. <i>Texas (29-5)</i>	7	6. <i>Texas (28-10)</i>	6
7. Rice (26-10)	8	7. Virginia (29-7)	6	7. Pepperdine (26-8)	9	7. Rice (26-10)	8	7. Virginia (29-7)	3
8. Oregon St. (25-7)	9	8. Arizona (28-6)	15	8. Virginia (29-7)	5	8. Arkansas (25-10)	9	8. Pepperdine (26-8)	10
9. Arkansas (25-10)	6	9. Oregon St. (25-7)	9	9. Arkansas (25-10)	6	9. Oregon St. (25-7)	4	9. Oregon St. (25-7)	8
10. Pepperdine (26-8)	11	10. Arizona St. (26-10)	12	10. Oregon St. (25-7)	10	10. Pepperdine (26-8)	11	10. Arkansas (25-10)	7
11. Wichita St. (26-8)	10	11. Wichita St. (26-8)	8	11. Arizona (28-6)	14	11. Arizona St. (26-10)	12	11. Arizona St. (26-10)	12
12. Arizona St. (26-10)	15	12. Rice (26-10)	14	12. Arizona St. (26-10)	15	12. Mississippi (24-10)	13	12. Arizona (28-6)	18
13. Arizona (28-6)	17	13. Mississippi (24-10)	10	13. Clemson (23-9)	16	13. Texas A&M (27-7)	14	13. Texas A&M (27-7)	13
14. Clemson (23-9)	18	14. Clemson (23-9)	16	14. Oklahoma St. (23-8)	11	14. Wichita St. (26-8)	15	14. Wichita St. (26-8)	11
15. Oklahoma St. (23-8)	13	15. Texas A&M (27-7)	13	15. Mississippi (24-10)	19	15. Arizona (28-6)	19	15. Clemson (23-9)	17
16. Texas A&M (27-7)	16	16. Pepperdine (26-8)	18	16. Wichita St. (26-8)	13	16. UC Irvine (23-8)	21	16. Mississippi (24-10)	19
17. UC Irvine (23-8-1)	23	17. Florida (20-15)	22	17. Texas A&M (27-7)	17	17. Cal St. Fullerton (19-12)	10	17. Oklahoma St. (23-8)	15
18. Cal St. Fullerton (19-12)	12	18. Mississippi St. (21-8)	23	18. Cal St. Fullerton (19-12)	12	18. Clemson (23-9)	20	18. Cal St. Fullerton (19-12)	14
19. Coastal Carolina (28-5)	14	19. Kentucky (25-6-1)	11	19. Mississippi St. (21-8)	26	19. Stetson (27-9)	23	19. Coastal Carolina (28-5)	16
20. Mississippi (24-10)	20	20. UC Irvine (23-8-1)	24	20. Coastal Carolina (28-5)	18	20. Mississippi St. (21-8)	NR	20. UC Irvine (23-8-1)	21
21. San Diego (26-12)	NR	21. Cal St. Fullerton (19-12)	17	21. North Carolina St. (24-10)	21	21. Oklahoma St. (23-8)	16	21. Mississippi St. (21-8)	NR
22. Mississippi St. (21-8)	NR	22. Oklahoma St. (23-8)	20	22. Kentucky (25-6-1)	20	22. Coastal Carolina (27-3)	17	22. Kentucky (25-6-1)	20
23. Oklahoma (23-11)	19	23. Coastal Carolina (28-5)	19	23. Louisiana-Lafayette (26-7)	27	23. Oklahoma (23-11)	18	23. San Diego (25-12)	NR
24. Tulane (24-10)	21	24. San Diego (26-12)	NR	24. Oklahoma (23-11)	23	24. San Diego (26-12)	NR	24. Oklahoma (23-11)	22
25. Missouri (24-9)	NR	25. Michigan (16-6)	NR	25T. San Diego (26-12)	28	25. Missouri (24-8)	NR	25. Louisiana-Lafayette (26-7)	NR
<i>2007 Opponents In Italics</i>		26. North Carolina St. (24-10)	NR	25T. Charlotte (26-5)	29	<i>2007 Opponents In Italics</i>		<i>2007 Opponents In Italics</i>	
		27. College of Charleston (24-8)	NR	27. UC Irvine (23-8-1)	30				
		28. TCU (23-9)	28	28. Tulane (24-10)	24				
		29. Missouri (24-9)	29	29. Ohio St. (18-5)	25				
		30. Louisiana-Lafayette (26-7)	30	30. Stetson (27-9)	NR				
		<i>2007 Opponents In Italics</i>		<i>2007 Opponents In Italics</i>					

2007 Game Summaries

February 2, 2007

at Cal State Fullerton 11, Stanford 5

Stanford dropped its 2007 season opener to Cal State Fullerton by an 11-5 score. The Titans jumped out to an 11-0 lead after four innings as John Curtis (2-4, 2B, 4 RBI), Clark Hardman (2-4, 2B, HR, 2 RBI) and Joel Weeks (2-4, 2B, 2 RBI) combined to drive in eight runs with Hardman and Weeks also scoring three times each. Joe Scott (3-4, RBI) had the only three-hit game for either squad. Wes Roemer earned the victory by striking out eight in 6.0 solid innings of work, allowing just five hits and three runs. Michael Morrison picked up the save by finishing out the contest Austin Yount (2-4, 2B, 2 RBI) and Sean Ratliff (2-5, RBI) had two-hit games for the Cardinal and drove in three of the team's five runs. Stanford starter Nolan Gallagher (0-1) took the loss, allowing seven runs (six earned) on eight hits before being taken out after 3.0 innings of work.

Quote of the Day ... "We just didn't play well in any phase of the game and that will get you beat, especially when you play the type of team we played tonight." – Mark Marquess

Stanford..... 000 030 002 - 5 8 1 (0-1)

Cal State Fullerton. 241 400 00X - 11 14 2 (1-0)

Win - Roemer (1-0) Save - Morrison (1)

Loss - Gallagher (0-1) T - 2:57 A - 3095

BATTERIES: STAN - Gallagher, Bannister (4), Walker (4), Stilson (7), Hancock (8) and Juhl. CSF - Roemer, Morrison (7) and Curtis, Garneau (8).

HRs: CSF - Hardman (1st, solo in 4th).

February 3, 2007

at Cal State Fullerton 6, Stanford 5

Stanford suffered a heartbreaking 6-5 loss to No. 14 Cal State Fullerton despite jumping out to a 5-0 lead over the Titans after the first two and a half innings. Clark Hardman completed the Cal State Fullerton comeback with a one-out RBI single to snap a 5-5 tie in the bottom of the eighth and score Joe Scott with the game-winning run. Titan reliever Adam Jorgensen earned the win by shutting out the Cardinal over the final 6.1 innings on just two hits. Jorgensen struck out seven without walking a batter and allowed only two Stanford runners into scoring position after coming in with two outs in the top of the third to get the Titans out of a jam. Scott (3-4, 2B) and Hardman (3-5, RBI) had three hits each for the Titans, while Chris Jones drove in a pair of runs with a clutch two-out, two-RBI single in the fifth. Sean Ratliff (2-5) had a pair of hits for the Cardinal, while Michael Taylor drove in two runs with a first inning triple.

Quote of the Day ... "We saw some things especially early in the game that we liked tonight. We just need to try to play a full nine innings in all facets of the game." – Mark Marquess

Stanford..... 311 000 000 - 5 8 3 (0-2)

Cal State Fullerton. 000 140 01X - 6 10 1 (2-0)

Win - Jorgensen (1-0) Loss - Fearnow (0-1)

T - 3:06 A - 2824

BATTERIES: Inman, Fearnow (5), Stringer (8) and Juhl. CSF - Kaplan, Jorgensen (3) and Curtis.

HRs: Juhl (1st, solo in 2nd).

February 4, 2007

at Cal State Fullerton 12, Stanford 10

Cal State Fullerton completed a three-game sweep of Stanford with a 12-10 victory over the Cardinal. The Titans scored 11 runs in the bottom of the seventh frame to overcome a 2-1 Stanford lead that had held up since the third inning. Stanford answered with six runs in the top of the eighth and two more in the ninth but could not overcome the 10-run deficit. The Cardinal managed to get the tying run to the plate in the top of the ninth but Nolan Bruyninckx came on to earn the save by getting pinch-hitter Joey August to hit into a double play and strike out Brian Juhl looking to end the wild game that lasted three hours and 51 minutes. A trio of Titan players – Joe Scott (3-4, 2B, 3 RBI), Evan McArthur (3-5, 2B, 2 RBI) and Jake Vasquez (3-5, 2B, RBI) – had three hits each and also combined to drive in six runs. Cord Phelps (3-5, 3 2B) had three doubles to tie a career-best with three hits while Michael Taylor (2-5, 3B, HR, 2 RBI, SB), Adam Sorgi (2B, 3 RBI) and Jeff Whitlow (2B, 2 RBI) combined to drive in seven.

Quote of the Day ... "We just didn't play well in any phase of the game and that will get you beat, especially when you play the type of team we played tonight." – Mark Marquess

Stanford..... 101 000 0 62 - 10 15 3 (0-3)

Cal State Fullerton. 100 000 (11)0X - 12 15 2 (3-0)

Win - Harris (1-0) Save - Bruyninckx (1)

Loss - Bleich (0-1) T - 3:51 A - 1964

BATTERIES: STAN - Bleich, Yount (7), Davis (7), Stringer (7), Stilson (7), Hancock (7), Petrill (7), Clauson (8) and Juhl. CSF - Urena, Birosak (6), Harris (7), Canedo (8), Ackland (8), Bruyninckx (9) and Garneau, Curtis (8).

HRs: STAN - Taylor (1st, solo in 8th).

February 10, 2007

(Game Completed On February 11)

at Stanford 9, Fresno State 2

Toby Gerhart (2-5, HR, 3 RBI) hit his first collegiate home run with a three-run shot in the third and Jeffrey Inman recorded his first collegiate victory with 5.0 innings of one-run work in a 9-2 Stanford win over Fresno State. The first four innings of the game were played on February 10 before rainy weather caused a suspension of play. The teams played the final five innings of the contest on February 11. Adam Gaylord (2-4, 2B, RBI), Austin Yount (2-4, RBI), Brian Juhl (2-4) and Sean Ratliff (2-5) also had two hits each.

Quote of the Day ... "Sometimes it's tough to keep the momentum going from one day to the next in a situation like this, but we were able to do that. It was nice to see big contributions from freshmen like Gerhart, Gaylord and Inman." – Mark Marquess

Fresno State..... 100 000 001 - 2 10 3 (1-4)

Stanford..... 204 012 00X - 9 12 2 (1-3)

Win - Inman (1-0) Loss - Miller (0-2)

T - 3:00 A - 1400

BATTERIES: FS - Miller, Otterson (4), Bonesteel (5), Gagnier (7) and Grubb, Overland (5). STAN - Gallagher, Inman (5) and Juhl.

HRs: STAN - Gerhart (1st, 3-run in 3rd).

February 11, 2007

at Stanford 6, Fresno State 4

Stanford scored twice in the bottom of the sixth to snap a tied ball game on its way to a 6-4 victory over Fresno State. David Stringer's 3.0 innings of shutout relief work earned him his first save of the season, while Max Fearnow (1.2 IP, 3 H, 2 SO) was credited with the win as the first reliever of the game. Stanford took advantage of two costly Bulldog errors to score both of its sixth inning runs on the same play. The Cardinal had scored four times in the bottom of the first to take an early 4-0 lead, before the Bulldogs tied the game at 4-4 with their own four-run fifth.

Quote of the Day ... "We took advantage of their mistakes and got a great pitching performance from David Stringer. Plain and simply that's why we won." – Mark Marquess

Fresno State..... 100 000 001 - 2 10 3 (1-4)

Stanford..... 204 012 00X - 9 12 2 (1-3)

Win - Inman (1-0) Loss - Miller (0-2)

T - 3:00 A - 1400

BATTERIES: FS - Miller, Otterson (4), Bonesteel (5), Gagnier (7) and Grubb, Overland (5). STAN - Gallagher, Inman (5) and Juhl.

HRs: STAN - Gerhart (1st, 3-run in 3rd).

February 16, 2007

at Texas 5, Stanford 3

Texas got four solo homers from its offense while the team's pitchers recorded 16 strikeouts on the way to a 5-3 victory over Stanford. Kyle Russell had two of the solo shots, while Travis Tucker and Chais Fuller also added one each. Winning pitcher James Russell recorded nine strikeouts in his 5.0 innings before reliever Joseph Krebs picked up seven more in 3.2 frames and Randy Boone recorded his second save of the season by getting Toby Gerhart to hit into a game-ending fielder's choice as the tying run with two outs in the top of the ninth. Stanford was able to get the tying run to the plate in the ninth when pinch-hitter Jeff Whitlow doubled with two outs and Adam Gaylord followed with an RBI single to cut the Texas lead to 5-3 and give the Cardinal its first run since scoring one in each of the first two innings. Kyle Russell (2-4, 2 HR, 2 RBI) was the only player for Texas with more than one hit. Ryan Seawell had a solo homer for the Cardinal, while Gaylord (2-4, RBI) and Brent Milleville (2-4) each had two hits as the Cardinal outhit the Longhorns, 9-6.

Quote of the Day ... "This was an unusual game with the combination of solo homers and strikeouts. You have to give Texas credit. Their pitchers did a good job on the mound and their hitters made us pay for our mistakes." – Mark Marquess

Stanford..... 110 000 001 - 3 9 1 (2-4)

Texas..... 010 201 01X - 5 6 0 (5-4)

Win - Russell, J. (1-1) Save - Boone (2)

Loss - Gallagher (0-2) T - 2:39 A - 4935

BATTERIES: STAN - Gallagher, Walker (7), Hancock (7), Davis (7) and Juhl. UT - J. Russell, Krebs (6), Boone (9) and Clark. HRs: UT - K. Russell 2 (4th, solo in 2nd; 5th, solo in 4th), Tucker (1st, solo in 6th), Fuller (1st, solo in 8th); STAN - Seawell (1st, solo in 2nd).

2007 Game Summaries

February 17, 2007

at Texas 5, Stanford 2

No. 14 Texas jumped out to an early four-run lead after three innings and cruised to a 5-2 victory over Stanford on a blustery day at The Dell Diamond on Saturday. Winning pitcher Adrian Alaniz and reliever Randy Boone limited the Cardinal to two runs and six hits while combining for 10 strikeouts. Four Longhorns – Chance Wheeless (2-4, 2 2B, RBI), Bradley Suttle (2-4, 3B, RBI), Jordan Danks (2-4, 2B) and Nick Peoples (2-5, SB) – had two hits each to lead an 11-hit Texas attack. Adam Gaylord (2-4, RBI) had the only multiple-hit game for the Cardinal, while Michael Taylor drove in the other Cardinal run with an RBI groundout.

Quote of the Day ... “You have to give Texas a lot of credit for the way they are playing. We haven’t played well, but this is also a tough place to come into and do that especially early in the season.” – Mark Marquess

Stanford..... 000 000 011 - 2 6 1 (2-5)
Texas..... 022 001 00X - 5 11 0 (6-4)

Win - Alaniz (3-1) Loss - Inman (1-1)

T - 3:05 A - 5615

BATTERIES: STAN - Inman, Stilson (6), Yount (8) and Juhl, Milleville (6). UT - Alaniz, Boone (8) and Clark.
HRs: None

February 18, 2007

Stanford 10, at Texas 8

A series of late inning heroics lifted Stanford to a crazy 10-8 victory over Texas in the finale of a three-game series played before a large crowd of 6633 at The Dell Diamond. Brendan Domaracki’s two-RBI single with one out and the bases loaded in the top of the ninth inning snapped a 6-6 tie before the Cardinal picked up two more runs in the frame that the club would end up needing on RBI singles by Ryan Seawell and Brent Milleville. The victory allowed Stanford to snap a six-game regular season road losing streak to the Longhorns that dated back to 2003. Milleville also came up with the defensive play of the game to thwart a furious Texas rally in the bottom of the ninth. With two runs already in to cut the Cardinal lead to 10-8 and runners on first and third base with no outs, Jordan Danks (3-5, 2 2B, HR, 2 RBI, 4 runs scored) lined a shot down the first base line that Milleville reached out to snag and then stepped on first base to double up Nick Peoples. Milleville (2-4, 4 RBI) also had a career-high four RBI in the contest, while Sean Ratliff (3-5, 2 RBI) had career-highs with both three hits and three runs scored. Blake Hancock picked up his first collegiate save on the mound, while Max Fearnow recorded his first save at Stanford.

Quote of the Day ... “I always want the big play to come to me,” – Brent Milleville

Stanford..... 002 300 014 - 10 15 1 (3-5)
Texas..... 100 022 012 - 8 17 1 (6-5)

Win - Hancock (1-0) Save - Fearnow (1)

Loss - Boone T - 3:48 A - 6633

BATTERIES: STAN - Bleich, Stringer (6), Hancock (8), Fearnow (9) and Juhl. UT - Wood, Harris (4), Shinaberry (4), Krebs (6), Boone (7), Street (9) and Clark. HRs: UT - Clark (1st, 2-run in 5th), Danks (1st, 2-run in 6th), Wheeless (1st, 2-run in 9th); STAN - Ratliff (1st, solo in 8th).

February 20, 2007

at Stanford 4, San Francisco 1

Three pitchers allowed just one unearned run on seven hits without a walk to lead Stanford to a 4-1 victory over San Francisco in a non-conference game played on a chilly evening at Sunken Diamond. Austin Yount earned the victory in the longest outing of his career, shutting the Dons out for 5.0 innings. David Stringer picked up the save 3.0 scoreless innings. Joey August (2-4, 2B, 2 RBI) was the only Stanford player with more than one hit, including a clutch two-out two-RBI double in the bottom of the sixth to run Stanford’s lead to 4-1. Joey Railey (2-4) was the only San Francisco player with a multiple-hit conteState

Quote of the Day ... “We played good defensive and pitched well, and when you do that you feel pretty good after the game. I was very pleased with that.” – Mark Marquess

San Francisco..... 100 000 000 - 1 7 1 (5-5)
Stanford..... 000 022 00X - 4 6 1 (4-5)

Win - Yount (1-0) Save - Stringer (2)

Loss - Bialosky (0-2) T - 2:39 A-1190

BATTERIES: USF - Bialosky, Stipovich (6), Anderson (6) and Norfolk, Morales (4). STAN - Stilson, Yount (2), Stringer (7) and Milleville.
HRs: None.

February 23, 2007

at Stanford 6, Kansas 5

Stanford scored five runs in the bottom of the first inning and then held on for a 6-5 victory over Kansas. Jeff Whitlow’s first career home run over the scoreboard in left field accounted for the final three runs of the rally. Ryan Seawell (2-4, HR, RBI) started the uprising with a leadoff homer before the Cardinal scored a second run on back-to-back singles by Sean Ratliff and Michael Taylor, a walk to Brent Milleville and a Brian Juhl sacrifice fly. David Stringer earned his third save of the season by holding the Jayhawks scoreless over the final 2.0 innings after Preston Land had cut the lead to 6-5 on a two-run homer off Cardinal reliever Max Fearnow with no outs in the eighth. Stanford starter Nolan Gallagher picked up the first victory by a Stanford starter in 2007 by limiting Kansas to three runs on four hits and two walks with three strikeouts over the first 5.1 frames.

Quote of the Day ... “I tried to approach it the same way I would any other game. But, obviously coming into the game in that situation after that big hit they had is pretty tough. I tried to approach it with the same mind frame and attitude by going in there and attacking with what I have and giving my team the best chance to win ... If they just keep throwing me out there, I’ll just keep giving it everything I can.” – David Stringer

Kansas..... 011 001 020 - 5 9 2 (7-2)
Stanford..... 500 001 00X - 6 9 1 (5-5)

Win - Gallagher (1-2) Save - Stringer (3)

Loss - Ashwood (1-1) T - 2:57 A - 1468

BATTERIES: KU - Ashwood, Esquibel (6), Smyth (8) and Afenir, Parzyk (8). STAN - Gallagher, Fearnow (6), Stringer (8) and Juhl.

HRs: KU - Land (1st, 2-run in 8th); STAN - Seawell (2nd, solo in 1st), Whitlow (1st, 3-run in 1st).

February 24, 2007

at Stanford 4, Kansas 1

Stanford scored three runs in the bottom of the seventh inning to break open a tie game on the way to a 4-1 victory over Kansas. David Stringer notched his third save in Stanford’s last three games by getting the final two outs in the ninth inning, while Andrew Clauson earned his first collegiate victory with 2.1 scoreless innings of relief work. Ryan Seawell (3-4, RBI, SB), Cord Phelps (2-3, 2B, RBI) and Brian Juhl (2-3, 2B) all had multiple-hit games and key hits in the Cardinal seventh.

Quote of the Day ... “I was just looking for a pitch to hit up in the zone. I was lucky to get the barrel on it and get it down the line. Those are the kind of spots you live for as an athlete to get a chance to help your team win. That’s always fun. You just hope you can come up and produce.” – Cord Phelps on his seventh inning double

Kansas..... 001 000 000 - 1 6 1 (7-3)

Stanford..... 000 100 30X - 4 10 1 (6-5)

Win - Clauson (1-0) Save - Stringer (4)

Loss - Czyz (1-1) T - 2:51 A - 1475

BATTERIES: KU - Czyz, Marciel (7), Garcia (8) and Servais, Parzyk (6). STAN - Inman, Hancock (6), Clauson (7), Stringer (9) and Juhl, Milleville (8). HRs: None.

February 25, 2007

at Stanford 7, Kansas 6

Brian Juhl hit his first career grand slam to cap a five-run third inning and David Stringer recorded his fourth save in as many games to lift Stanford to a thrilling 7-6 win over Kansas. Stanford starter Jeremy Bleich posted his first win of the season, striking out a career-high seven and scattering two runs on seven hits over a 6.0 inning outing that equaled his longest of the campaign. Michael Taylor also had a first inning solo homer for the Cardinal, while Adam Gaylord (2-3) was the only Stanford player with more than one hit. John Allman (4-5, 2B, 3 RBI) and Kyle Murphy (4-5) had four hits each for Kansas, who outhit the Cardinal 14-9 but left 13 runners on base compared to just four by Stanford.

Quote of the Day ... “It felt really good. I kind of knew the guy was coming with a fastball on a 3-2 count, and I was sitting dead fastball.”

– Brian Juhl on his grand slam

Kansas..... 100 010 121 - 6 14 0 (7-4)

Stanford..... 105 010 00X - 7 9 2 (7-5)

Win - Bleich (1-1) Save - Stringer (5)

Loss - Marks (2-1) T - 2:56 A - 1242

BATTERIES: KU - Marks, Marcini (5), Smyth (7) and Afenir, Parzyk (7). STAN - Bleich, Yount (7), Walker (8), Stringer (9) and Juhl.

HRs: STAN - Taylor (2nd, solo in 1st), Juhl (2nd, grand slam in 3rd).

2007 Game Summaries

March 2, 2007

at Stanford 1, California 0

Jeffrey Inman and David Stringer combined on a three-hit shutout to lift Stanford to a 1-0 victory over California. Inman, who became the first Stanford freshman to start the opening game of a three-game series since Kyle Peterson in 1995, allowed just three hits and struck out a career-high nine in a 7.2 inning outing that was the longest of his career. Stringer recorded the final four outs for his fifth save in as many games. Adam Gaylord scored the only run of the contest when he singled with one out in the Stanford third inning and later scored when Joey August beat out a potential inning-ending double play ball for an RBI fielder's choice. Inman outdueled losing pitcher Tyson Ross, who allowed just one run on five hits and a walk with eight strikeouts in a complete game effort.

Quote of the Day ... "I had all my pitches working for me tonight, especially the changeup. I was throwing my slider and curveball for a strike. My guys played solid defensive for me and then David Stringer came in and got a big out for us there in the eighth."
— Jeffrey Inman

California..... 000 000 000 - 0 3 0 (7-8)
Stanford..... 001 000 00X - 1 5 3 (8-5)
Win - Inman (2-1) Save - Stringer (6)
Loss - Ross (1-3) T - 2:31 A - 1492
BATTERIES: CAL - Ross and Cutler. STAN - Inman, Stringer (8) and Juhl. HRs: None.

March 3, 2007

at Stanford 5, California 4

Stanford scored a pair of runs in the bottom of the seventh inning to erase a one-run California lead and held on for a wild 5-4 victory. Michael Taylor tied the game at 4-4 with an RBI double and Joey August followed with an RBI ground out as Sean Ratliff and Jason Castro scored the tying and eventual winning runs. Ratliff and Castro drew back-to-back one-out walks to start the rally. Taylor (2-4, 2 2B, RBI) was the only Stanford player with more than one hit, while Castro drove in a pair of runs. Tom Stilson earned his first collegiate victory by retiring the only batter he faced to end a four-run California seventh and Max Fearnow picked up the save by recording the final four outs. Michael Brady (3-4, 2B, 3 RBI) had a huge day for California and drove in three of the Golden Bears' four runs in the seventh with a bases-loaded three-RBI double.

Quote of the Day ... "This team is born out of last year with our resolve. We've been through a lot, and we understand the process of the game and if you keep working at it things can happen."
— Michael Taylor

California..... 000 000 400 - 4 8 3 (7-9)
Stanford..... 102 000 20X - 5 6 1 (9-5)
Win - Stilson (1-0) Save - Fearnow (2)
Loss - Cooper (0-1) T - 3:20 A - 1775
BATTERIES: CAL - Redig, Cassidy (2), Erickson (3), Ferguson (4), Nunez (5), Smith (6), Cooper (7), Gorgen (7) and Thomas, Tonneson (4), Cutler (7). STAN - Bleich, Walker (7), Stilson (7), Stringer (8), Hancock (9) and Juhl. HRs: None.

March 4, 2007

at Stanford 9, California 7

Stanford recorded the 2500th victory in school history with a 9-7 win over California. Stanford becomes just the fifth school in the history of NCAA Division I Baseball to reach the illustrious number following Fordham, Texas, USC and Michigan. Sean Ratliff (3-4, 2B, 3B) scored a career-high four runs and equaled a career-best three hits to lead the Cardinal offense. Ryan Seawell (2-3, RBI) and Brendan Domaracki (2-5, 2 RBI) each added a pair of hits for a Stanford team that had all nine of its starters stroke at least one hit despite being outit 14-13 overall by California. Cord Phelps added a triple and a pair of RBI for the Cardinal. Stanford came up with a six-run bottom of the third that erased an early 4-1 California lead. Austin Yount was credited with the win for an effective 2.1 inning relief outing, allowing one run on two hits and a walk with one strikeout. Charlie Cutler (3-3, RBI) and Jeff Kobernus (3-5) had three hits each for the Golden Bears, while Brett Munster (2-3, 2B) added a pair of base knocks. David Cooper drove in three runs, while Mike Van Winden knocked in a pair and Ryan Hanlon had the game's only long ball with a solo shot in the first.

Quote of the Day ... "It speaks for the student-athletes and the coaches that have been here before me. We've had a lot of good players here and a rich tradition."
— Mark Marquess on Stanford's all-time 2500th win
California..... 202 000 102 - 7 14 1 (7-10)
Stanford..... 106 100 01X - 9 13 1 (10-5)
Win - Yount (2-0) Loss - Rollin (3-1)
T - 3:13 A - 1952
BATTERIES: CAL - Rollin, Bennigson (3), Nunez (6), Gorgen (7) and Cutler, Tonneson (8). STAN - Gallagher, Yount (4), Hancock (7), Fearnow (8), Stilson (8), Stringer (9) and Milleville. HRs: CAL - Hanlon (2nd, solo in 1st).

March 6, 2007

at Santa Clara 13, Stanford 5

Stanford had its longest win streak of the season come to an end at eight games with a 13-5 loss in a non-conference contest at Santa Clara. Stanford scored twice in the top of the first inning but Santa Clara answered with three runs of its own in the bottom of the first frame and would never trail again in the first of four scheduled meetings between the clubs this season. Each pitching staff allowed 10 walks, while the Cardinal also hit three in a game that lasted three hours and 50 minutes. Carl Bacon (2-5, 3 RBI) and David Hoffmire (3 RBI) both drove in three runs for the Broncos, while Matt Long (2-4, 2 RBI) and Ryan Conan (2B, 2 RBI) had two RBI each. Leadoff hitter Juan Parra scored three times. Santa Clara stole six bases in the conteState Sean Ratliff (3-5, SB) equaled a career-high and team season-high with three hits and stole his sixth base of the season for Stanford. Brent Milleville (2-4, 2 RBI, SB) and Joey August (2-4, 2B, RBI) added two each. Stanford stranded a season-high 14 runners.

Quote of the Day ... "We just gave them too much. That's tough. It's tough to beat anybody [when you do that]. We also left a lot of runners on base and when they got them on, they got them in. They did a good job of swinging the bat in clutch situations."
— Mark Marquess
Stanford..... 200 011 010 - 5 11 2 (10-6)
Santa Clara..... 330 120 40X - 13 11 0 (11-10)
Win - Brandt (2-0) Loss - Walker (0-1) T - 3:50 A - 627

BATTERIES: STAN - Walker, Davis (2), Clauson (5), Stilson (6), Fearnow (7), Petrill (7), Hancock (7), Yount (8) and Juhl, Milleville (6). SCU - Brandt, Kuehn (5), Kalush (6), Rivers (8), Lombard (9) and Bacon, Klein (8). HRs: None.

March 9, 2007

USC 11, at Stanford 8

USC scored five unearned runs in the top of the eighth inning on the way to an 11-8 victory over Stanford in the opener of a three-game non-conference series at Sunken Diamond. Stanford had tied the contest at 6-6 in the bottom of the seventh when Sean Ratliff (2-4, HR, 2 RBI) connected on a two-run homer and Michael Taylor followed him two batters later with a solo shot. The loss was Stanford's first of the 2007 season at Sunken Diamond, where the Cardinal had began its home slate with a 9-0 record. USC's 21 hits were the most by a Cardinal opponent this season as the Trojans also took advantage of a season-high four Cardinal errors to score a total of six unearned runs. Michael Torres (4-5, 2B, 2 RBI) led the USC offense with four hits while three additional players – Grant Green (3-5, 2B, 3B, RBI, SB), Robert Stock (3-5, RBI) and Nick Buss (3-6, RBI) – had three each. Hector Estrella (2-4, 2 RBI) and Lucas Duda (2-4, RBI) added two apiece. Joey August (3-5) equaled a career-best and recorded a season-best three hits for the Cardinal, while Adam Sorgi (2-3) had a pair of hits and reached base in all four of his plate appearances, and Brent Milleville was 2-for-5 with a double and an RBI. Taylor drove in two runs.

Quote of the Day ... "Tonight was not a particularly well played game. We just need to come back and play better tomorrow."
— Mark Marquess

USC..... 020 300 150 - 11 21 2 (14-8)
Stanford..... 010 200 320 - 8 14 4 (10-7)
Win - Rabago (2-0) Save - Koss (9)
Loss - Stilson (1-1) T - 3:41 A - 1595
BATTERIES: USC - Cook, Rabago (7), Koss (9) and Stock. STAN - Inman, Stilson (5), Stringer (8), Clauson (8) and Juhl. HRs: STAN - Ratliff (2nd, 2-run in 7th), Taylor (3rd, solo in 7th).

March 10, 2007

USC 2, at Stanford 1

Jeremy Bleich carried a three-hit shutout through eight innings but USC rallied for two runs in the top of the ninth to hand Stanford a heartbreaking 2-1 non-conference loss on a beautiful Saturday afternoon at Sunken Diamond. Hector Estrella's two-out RBI single through the right side of the infield scored Lucas Duda with the game-winning run. Duda had tied the game at 1-1 earlier in the inning when he singled home pinch-runner Spencer

2007 Game Summaries

PabState Paul Koss retired the Cardinal in order in the bottom of the ninth and struck pinch-hitter Randy Molina for the final out to notch the save. USC reliever Kevin Couture earned the victory after limiting the damage in the Cardinal seventh. Bleich (8.2 IP, 6 H, 2 R, 2 ER, 4 BB, 3 SO) was charged with the loss in the longest outing of his career. Duda (3-4, 2B, RBI, SB) had half of USC's six hits, while Sean Ratliff (2-4, 2B, SB) was the only Stanford player with more than one of the six Cardinal hits.

Quote of the Day ... "I should have gotten job in the ninth, and I didn't," said a subdued Bleich after the conteState "I've got to do a better job at finishing the job and obviously I will work at that." – Jeremy Bleich

USC..... 000 000 002 - 2 6 0 (15-8)

Stanford..... 000 000 100 - 1 6 0 (10-8)

Win - Couture (2-0) Save -Koss (10)

Loss - Bleich (1-2) T - 2:32 A - 1856

BATTERIES: USC - Boxberger, Couture (7), Koss (9) and Bowden. STAN - Bleich, Fearnow (9) and Juhl. HRs: None.

March 11, 2007

at Stanford 14, USC 9

Stanford scored 10 runs in its final two trips to the plate and hit around the order in both innings in a 14-9 comeback win over USC. The victory prevented Stanford from being swept in a regular season three-game home series for the first time since 1997. Michael Taylor (4-5, 2B, 5 RBI) drove in a career-high five runs, including a game-tying RBI single in a six-run Cardinal eighth that erased a 9-8 USC lead. Taylor also had a season-high four hits, a career-high-tying three runs scored and extended his hit streak to a new career-high 10 games. Joey August also drove in a career-high three runs with two coming on a key two-run single in Stanford's eighth, while Grant Escue and Brian Juhl added two RBI each with Escue equaling a career-beState Sean Ratliff also scored three runs. Max Fearnow (2-1) picked up the victory. Hector Estrella (2-4, 4 RBI) drove in four runs for the Trojans and was one of five USC players with two hits each. Stock (2-3, 2B, RBI), J.J. Owen (2-2, RBI), Derek Perren (2-2, 2B) and Nick Buss (2-6, 2B) also had a pair of hits for the Trojans, while Robert Vasquez drove in a pair with a key two-out double in a three-run Trojan seventh.

Quote of the Day ... "We really didn't want to lose. In the eighth, we had two outs for the whole rally and nobody wanted to be the last out." – Michael Taylor

USC..... 012 110 310 - 9 13 0 (15-9)

Stanford..... 300 010 46X - 14 13 0 (11-8)

Win - Fearnow (2-1) Loss - Couture (2-1)

T - 3:42 A - 2116

BATTERIES: USC - Milone, Olsen (7), Couture (7), Rabago (8) and Stock. STAN - Gallagher, Stringer (4), Stilson (5), Clauson (7), Hancock (7), Davis (8), Fearnow (8) and Juhl. HRs: None. Taylor (3rd, solo in 7th).

March 24, 2007

Sacramento State 6, at Stanford 0

Alvaro Orozco tossed a complete-game seven-hit shutout to lead Sacramento State to a 6-0 victory over Stanford in the opener of a two-game home-and-home non-conference series between the clubs. Orozco, who struck out two and walked two, allowed a Cardinal runner to second base in only three of his nine frames and gave up more than one hit in an inning only once as Stanford was blanked for the first time in 2007. Blake Crosby (4-4, 2B, RBI), David Flores (3-4, HR, RBI), Montana Dye (2-4, 3B, 2 RBI) and Travis Kirkman (2-4, 2 2B) all had multiple-hit games as the Hornets' offense pounded out 13 hits. Adam Sorgi (2-3, 2B) and Brent Milleville (2-4) combined for four of Stanford's seven hits. Stanford starter Jeremy Bleich (1-3) took the loss, allowing a pair of runs and seven hits with two walks and two strikeouts over 5.2 innings.

Quote of the Day ... "We weren't very competitive. Orozco pitched a good game, but we just couldn't get much going offensively at all." – Mark Marquess

Sacramento State... 010 010 220 - 6 13 0 (9-15)

Stanford..... 000 000 000 - 0 7 0 (11-9)

Win - Orozco (4-2) Loss - Bleich (1-3)

T - 2:50 A - 1522

BATTERIES: SAC - Orozco and Kirkman. STAN - Bleich, Inman (6), Clauson (8), Bannister (9) and Juhl. HRs: SAC - Flores (1st, solo in 2nd).

March 25, 2007

Stanford 10, at Sacramento State 0

Nolan Gallagher pitched the first complete game shutout of his career with a four-hitter to lift Stanford to a 10-0 victory over Sacramento State. Gallagher, who struck out seven and did not walk a batter, also tossed the first complete game by a Stanford pitcher this season. Adam Gaylord (3-4), Adam Sorgi (2-5, 3 RBI), Grant Escue (2-5, 2 RBI), Sean Ratliff (2-4, RBI, SB) and Michael Taylor (2-4, RBI) all had multiple-hit games for a Stanford offense that totaled 13 hits, all of which were singles.

Quote of the Day ... "I just tried to simplify everything and go back to the basics. I wanted to get something going before Pac-10 play, and it was good to get this outing in. I was able to throw strikes and get ahead, and I had good command of my fastball today." – Nolan Gallagher

Stanford..... 000 360 010 - 10 13 0 (12-9)

Sacramento State... 000 000 000 - 0 4 3 (9-16)

Win - Gallagher (2-2) Loss - York (1-4)

T - 2:34 A - 563

BATTERIES: STAN - Gallagher and Juhl. SAC - York, Cuckovich (5), Sinacori (5), Joyce (5), Lively (9) and Kirkman. HRs: None.

March 27, 2007

Stanford 8, at San Jose State 3 (10)

Stanford scored five runs in the top of the 10th inning on its way to an 8-3 victory over San Jose State in the first extra inning game of the season for the Cardinal. Adam Sorgi drove in the first of the five runs in the 10th inning with an RBI single to score Adam Gaylord and snap a 3-3 tie. Ryan Seawell gave Stanford a pair of runs with his third home run of the season in the top of the seventh. Andrew Clauson recorded the victory by coming on to get the Cardinal out of the San Jose State ninth and shutting the Spartans out while allowing just one hit and striking out one over the final 1.1 innings. Joey August (2-5, 2B) was the only Stanford player with more than one hit, while Jason Castro and Seawell both had a pair of RBI. Marcus McKimmy (2-4, HR, RBI) had the only multiple-hit game for the Spartans.

Quote of the Day ... "This was a big team win for us tonight. Our character showed there in the 10th inning." – Nolan Gallagher

Stanford..... 000 010 200 5 - 8 7 1 (13-9)

San Jose St. 000 000 012 0 - 3 7 0 (16-11)

Win - Clauson (2-0) Loss - Moneypenny (2-4)

T - 3:12 A - 487

BATTERIES: STAN - Yount, Fearnow (4), Stilson (7), Davis (8), Stringer (8), Hancock (8), Clauson (9) and Juhl. SJSU - Amberson, Hennessey (7), Moneypenny (9), Shannon (10) and Santich-Hughes, Massman (8), Thinnis (10). HRs: STAN - Seawell (3rd, 2-run in 7th); SJSU - McKimmy (3rd, solo in 9th).

March 30, 2007

UCLA 8, at Stanford 2

UCLA scored five runs in the top of the fourth inning and added three more in the eighth on the way to an 8-2 victory over Stanford in the Pac-10 opener for both clubs at Sunken Diamond on Friday night. Jermaine Curtis (2-5, 2B, 4 RBI, SB) and Ryan Babineau (2-4, 2 RBI) led the Bruin offense, while Tyson Brummett tossed his third complete game of the season, striking out nine and spreading out six hits while walking two and allowing just one earned run. Michael Taylor blasted a mammoth solo homer off the center field batters' eye with one out in the bottom of the ninth and the Cardinal managed to load the bases on a Joey August single and walks to Jason Castro and pinch-hitter Brendan Domaracki before Brummett struck out pinch-hitter Randy Molina to end the game.

Quote of the Day ... "We just really didn't play well in any phase of the game tonight." – Mark Marquess

UCLA..... 000 500 030 - 8 9 1 (11-14, 1-0)

Stanford..... 000 010 001 - 2 6 0 (13-10, 0-1)

Win - Brummett (4-4) Loss - Bleich (1-4)

T - 2:57 A - 1957

BATTERIES: UCLA - Brummett and Babineau. STAN - Bleich, Stringer (6), Hancock (8), Davis (8) and Juhl. HRs: UCLA - Cohen (4th, solo in 4th), STAN - Taylor (4th, solo in 9th).

2007 Game Summaries

March 31, 2007

UCLA 16, at Stanford 11

Stanford scored nine runs in the bottom of the ninth inning but still dropped a 16-11 contest to UCLA. The Cardinal's biggest inning of the season wasn't enough to overcome a 16-2 lead the Bruins had built heading into the bottom of the ninth. Cody Decker (3-5, 2B, 2 HR, 6 RBI) had the first two-homer game of his career and drove in a career-high six runs. Three others Bruins – Brandon Crawford (4-6, HR, 2 RBI), Alden Carrithers (4-5, 2 RBI) and Gabe Cohen (4-5) – had four hits each. Mickey Weisser (2-4, 2B, 2 RBI), Ryan Babineau (2-4, 2 2B, RBI) and Brady Dolan (2-5, 2B) each added two of the Bruins' 24 hits. Tim Stewart also homered for the winners, while Jermaine Curtis doubled and drove in a pair of runs. Michael Taylor (3-6, HR, 4 RBI) homered and drove in four for the Cardinal, while Joey August extended his hit streak to 10 games with a ninth inning single. Min Moon (2-2, RBI) and Jeff Whitlow (2-2, RBI) both had the first multiple-hit games of their career by each picking up two hits in the Cardinal ninth, while Cord Phelps (2-4, 2B, 2 RBI) also had a two-hit game and tied career-highs with two runs scored and two RBI. UCLA starter Tim Murphy had a solid effort to earn the victory, blanking the Cardinal on just four hits and three walks with seven strikeouts over the first 5.2 innings. Stanford starter Jeffrey Inman suffered the loss, allowing five runs (four earned) on five hits with one strikeout over just 1.1 innings.

Quote of the Day ... "This was a tough game for us today, but I am proud of what we did in the bottom of the ninth." – Mark Marquess

UCLA..... 321 113 005 - 16 24 1 (12-14, 2-0)
Stanford..... 000 000 029 - 11 17 2 (13-11, 0-2)
Win - Murphy (1-1) Loss - Inman (2-2)
T - 4:12 A - 1727

BATTERIES: UCLA - Murphy, Claypool (6), Lafferty (8), Novak (9) and Babineau. STAN - Inman, Fearnow (2), Stilson (4), Yount (6), Hancock (6) and Juhl. HRs: UCLA - Decker 2 (3-run in 1st; 3-run in 6th), Crawford (2-run in 9th), Stewart (solo in 9th); STAN - Taylor (3-run in 9th). NOTES: Stanford's Austin Yount (top of 6th) and Michael Taylor (following final at bat of the game) were both ejected.

April 1, 2007

UCLA 10, at Stanford 4

UCLA completed a three-game sweep of Stanford with a 10-4 victory in the finale of a Pac-10 series. The sweep marked the first time Stanford had been swept in a regular season home series since Arizona State took three in row against the Cardinal from April 11-13, 1997. Cody Decker (3-4, 2B, HR, 4 RBI) had another big day for the Bruins to lead the offense. Gabe Cohen (2-5, 2 2B, 2 RBI), Ryan Babineau and Brady Dolan each drove in two to account for the other six Bruin runs with Babineau's two-run homer in the fourth his first of the season. Brandon Crawford scored three times. Adam Sorgi (3-5, 2B, RBI) posted his first three-hit game of the campaign for the Cardinal, while Joey August hit his first homer of the season with a two-run shot in the bottom of the first. Gavin Brooks earned the victory with 8.0 solid

innings of work, striking out eight and limiting the Cardinal to three runs on seven hits and three walks. Stanford starter Nolan Gallagher took the loss, giving up eight runs (six earned) on seven hits and a walk with three strikeouts. Erik Davis allowed just one hit and one walk while striking out a career-high-tying five in an impressive 3.0 scoreless inning outing.

Quote of the Day ... "I was happy the way we came out today in the first inning, but unfortunately we couldn't carry it over to the rest of the game." – Joey August

UCLA..... 022 500 001 - 10 10 0 (13-14, 3-0)
Stanford..... 201 000 001 - 4 8 2 (13-12, 0-3)
Win - Brooks (3-3) Loss - Gallagher (2-3)
T - 3:15 A - 1986

BATTERIES: UCLA - Brooks, Rustich (9) and Babineau. STAN - Gallagher, Stringer (4), Davis (6), Clauson (9) and Juhl. HRs: STAN - August (1st, 2-run in 1st), UCLA - Babineau (1st, 2-run in 4th), Decker (5th, 3-run in 4th).

April 5, 2007

at Arizona State 5, Stanford 4

Arizona State scored the final five runs of the game in a 5-4 comeback victory over Stanford. Kiel Roling (4-4, 2 RBI) had four hits and was credited with Arizona State's only two runs batted in, including the eventual game-winner with a one-out RBI single in the bottom of the seventh inning that scored Brett Wallace. Mike Leake tossed a complete game with eight strikeouts and shut the Cardinal out over the final seven innings after allowing four runs in his first two frames. Stanford jumped out to a 4-0 lead after an inning and a half but had only three hits after the second and just one after the fourth as Leake retired 16 of the final 17 batters he faced. Michael Taylor (2-3, 2 RBI) and Sean Ratliff (2-4, 2B) had two hits each for the Cardinal, while Adam Sorgi extended his season-high hit streak to nine games with a first inning single. Petey Paramore (2-3, 2B) was the only Arizona State player other than Roling with more than one hit. Stanford starter Jeremy Bleich suffered the loss, allowing five runs (four earned) on seven hits and four walks with six strikeouts over 6.0 innings.

Quote of the Day ... "We came out of the gates well today, but we just didn't do enough to hold to a victory." – Mark Marquess

Stanford..... 220 000 000 - 4 8 4 (13-13, 0-4)
Arizona State.... 000 400 10X - 5 8 2 (24-10, 5-2)
Win - Leake (7-1) Loss - Bleich (1-5)
T - 3:02 A - 3547

BATTERIES: STAN - Bleich, Stilson (7), Davis (7) and Juhl. ASU - Leake and Roling. HRs: None.

April 6, 2007

at Arizona State 12, Stanford 8

Arizona State scored six runs in the bottom of the seventh inning to key a wild 12-8 victory over Stanford despite Sean Ratliff's first collegiate two-homer game and a career-high seven RBI for the Cardinal. Pinch-hitter C.J. Retherford had the key hit in the six-run Sun Devil seventh with a one-out bases loaded three-RBI double to break a 5-5 tie. Brett Wallace (3-4, HR, 3 RBI) and Petey Paramore (3-4) had three hits each to lead Arizona State's offense. Brent Milleville (3-5, 2 2B) and Joey

August (3-5, 3B) joined Ratliff (2-4, 2 HR, 7 RBI) with multiple-hit games for Stanford, who outthit Arizona State by a 13-12 count. Ratliff had a one-out inside-the-park grand slam in a four-run Cardinal seventh that tied the game at 5-5 and then hit a long three-run blast down the right field line in his next at bat in the eighth inning to pull Stanford to within 11-8. Arizona State reliever Joey Parigi was credited with the victory. Parigi (1.0 IP, 2 H, 3 R, 3 ER, 3 BB) came into the contest with runners on second and third base and two outs with four runs already home in the Cardinal seventh and induced Brian Juhl into a groundout to end the inning and keep the score tied at 5-5.

Quote of the Day ... "Sean Ratliff had a great game for us, but we need to get some more production out of the rest of the lineup and obviously need to make tremendous improvements in all phases of the game."

– Mark Marquess

Stanford..... 220 000 000 - 4 8 4 (13-13, 0-4)
Arizona State.... 000 400 10X - 5 8 2 (24-10, 5-2)
Win - Leake (7-1) Loss - Bleich (1-5)
T - 3:02 A - 3547

BATTERIES: STAN - Bleich, Stilson (7), Davis (7) and Juhl. ASU - Leake and Roling. HRs: None.

April 7, 2007

at Arizona State 14, Stanford 11

Arizona State finished a three-game sweep of Stanford with a 14-1 victory in the finale of a Pac-10 series. Kiel Roling (2-5, 2 HR, 4 RBI), Tim Smith (2-4, 2 2B, 4 RBI) and Petey Paramore (2-3, 3 RBI) combined to drive in 11 runs, while Matt Hall (2-2, 2B) and Eric Sogard (2-4) also each had a pair of the Sun Devils' 16 hits. Brian Flores earned the victory with a spectacular outing on the mound, limiting the Cardinal to just one unearned run on four hits and two walks with seven strikeouts over the first 8.2 innings before Matt Spencer (0.2 IP, 1 BB) came on to get the final two outs. Adam Sorgi (3-4, RBI) had three of Stanford's four hits and drove in the Cardinal's only run with an RBI single to score Adam Gaylord in the sixth. Gaylord's two-out single in the sixth started the mini-rally and accounted for Stanford's only other hit. Stanford starter Nolan Gallagher suffered the loss, allowing five runs (three earned) on four hits and three walks without striking out a batter over a 2.0 inning outing that was his shortest of the year. The outcome of the contest was never seriously in doubt as Arizona State scored in each of the first five innings and led 13-0 after five frames.

Quote of the Day ... "All we can do at this point is come back next week and fight hard."

– Mark Marquess

Stanford..... 000 001 000 - 1 4 4 (13-15, 0-6)
Arizona State.... 231 250 01X - 14 16 2 (26-10, 7-2)
Win - Flores (6-1) Loss - Gallagher (2-4)
T - 2:46 A - 3038

BATTERIES: STAN - Gallagher, Davis (3), Fearnow (5), Stilson (6), Hancock (8) and Juhl. ASU - Flores, Spencer (9) and Paramore. HRs: ASU - Roling 2 (9th, 2-run in 4th; 10th, 2-run in 5th).

2007 Game Summaries

April 10, 2007

Stanford 9, at Nevada 4

Stanford snapped a six-game losing skid with a 9-4 win over Nevada as Brent Milleville (4-4, 2 2B, 5 RBI) had career-highs in hits and RBI to lead the Cardinal offense. Joey August (3-3, RBI) and Adam Sorgi (2-4) also had multiple-hit days with Sorgi extending his hit streak to a new career-high 12 games and also scoring three runs. Sean Ratliff stroked his team co-leading fifth homer of the season with a solo shot in the fifth. David Stringer earned his seventh save of the season by holding the Wolf Pack scoreless on just two hits and a walk with four strikeouts over a season-long 5.0 inning relief outing. Stringer retired 14 of the final 16 hitters he faced, including the final seven in a row. Reliever Tom Stilson picked up the victory.

Quote of the Day ... "As a team, our offense hasn't been great, and we have a lot of guys that have been trying to find out what will work for them. There were a lot of guys that hit the ball well today. I think this was our best offensive game of the year, because we scored throughout the game. That's something we haven't been able to do yet this year." – Brent Milleville

Stanford..... 012 020 211 - 9 13 1 (14-15)

Nevada..... 201 100 000 - 4 8 1 (20-18)

Win - Stilson (2-1) Save - Stringer(7)

Loss - Kaup (2-1) T - 3:00 A - 883

BATTERIES: STAN - Yount, Stilson (4), Stringer (5) and Milleville, Juhl (7). NEV - Colton, Mitchell (3), Kaup (4), Renfree (4), Keplinger (7), Kort (7), Rivera (9) and Krukow. HRs: NEV - Kort (2nd, solo in 3rd); STAN - Ratliff (5th, solo in 5th).

2007 Stanford Baseball
 Overall Statistics for Stanford (as of Apr 10, 2007)
 (All games Sorted by Batting avg)

Record: 14-15 Home: 10-6 Away: 4-9 Pac-10: 0-6

Player	AVG	GP-GS	AB	R	H	2B	3B	HR	RBI	TB	SLG%	BB	HBP	SO	GDP	OB%	SF	SH	SB-ATT	PO	A	E	FLD%
11 Min (Brian) Moon.....	.667	5-0	3	1	2	0	0	0	1	2	.667	0	0	0	1	.667	0	0	0-0	0	0	0	.000
6 Adam Sorgi.....	.396	15-13	53	13	21	4	0	0	9	25	.472	4	2	10	1	.458	0	0	0-0	23	38	5	.924
7 Joey August.....	.321	26-20	84	14	27	3	1	1	16	35	.417	8	0	4	3	.376	1	3	1-2	51	0	1	.981
18 Sean Ratliff.....	.310	29-29	116	32	36	6	2	5	15	61	.526	9	3	33	1	.372	1	1	8-9	75	2	0	1.000
2 Adam Gaylord.....	.300	28-26	80	13	24	2	1	0	8	28	.350	3	2	14	1	.341	0	1	0-0	30	63	6	.939
26 Grant Escue.....	.290	15-2	31	1	9	2	1	0	6	13	.419	0	0	5	0	.290	0	0	0-0	22	0	1	.957
30 Michael Taylor.....	.286	28-28	112	21	32	5	2	5	25	56	.500	11	3	21	2	.362	1	0	1-1	54	2	3	.949
25 Brent Milleville.....	.279	24-20	86	8	24	7	1	0	16	33	.384	7	0	17	0	.323	3	0	1-1	157	12	2	.988
5 Brian Juhl.....	.271	27-25	85	7	23	7	0	2	11	36	.424	9	4	22	2	.360	2	0	0-0	150	26	2	.989
29 Ryan Seawell.....	.262	20-19	65	13	17	1	0	3	7	27	.415	4	4	19	2	.342	0	0	2-2	11	33	6	.880
1 Jeff Whitlow.....	.259	15-4	27	9	7	2	0	1	8	12	.444	2	1	7	2	.323	1	1	1-1	12	0	0	1.000
16 Cord Phelps.....	.247	28-25	85	15	21	10	3	0	10	37	.435	14	1	14	0	.356	1	0	0-0	27	62	9	.908
4 Austin Yount.....	.243	20-10	37	5	9	2	0	0	4	11	.297	2	0	8	1	.282	0	0	0-1	10	19	3	.906
14 Brendan Domaracki.....	.237	17-7	38	6	9	2	0	0	6	11	.289	2	2	10	3	.310	0	0	0-1	5	0	0	1.000
33 Randy Molina.....	.235	11-1	17	2	4	0	0	0	0	4	.235	2	1	5	0	.350	0	0	0-0	9	1	1	.909
24 Toby Gerhart.....	.231	6-5	26	2	6	0	0	1	3	9	.346	1	1	3	0	.286	0	0	1-1	12	0	0	1.000
15 Jason Castro.....	.173	20-12	52	6	9	2	0	0	8	11	.212	9	0	15	1	.290	1	0	1-1	94	4	1	.990
3 J. J. Jelmini.....	.000	12-1	6	2	0	0	0	0	0	0	.000	1	1	2	0	.250	0	0	0-0	6	2	0	1.000
40 Max Fearnow.....	.000	12-0	0	0	0	0	0	0	0	0	.000	0	0	0	0	.000	0	0	0-0	1	2	0	1.000
39 David Stringer.....	.000	18-0	0	0	0	0	0	0	0	0	.000	0	0	0	0	.000	0	0	0-0	1	6	0	1.000
23 Brandt Walker.....	.000	6-1	0	0	0	0	0	0	0	0	.000	0	0	0	0	.000	0	0	0-0	0	0	0	.000
19 Erik Davis.....	.000	9-0	0	0	0	0	0	0	0	0	.000	0	0	0	0	.000	0	0	0-0	1	2	0	1.000
38 Rex Petrii.....	.000	2-0	0	0	0	0	0	0	0	0	.000	0	0	0	0	.000	0	0	0-0	0	0	0	.000
36 Andrew Clauson.....	.000	9-0	0	0	0	0	0	0	0	0	.000	0	0	0	0	.000	0	0	0-0	0	1	0	1.000
21 Jeremy Bleich.....	.000	15-15	0	0	0	0	0	0	0	0	.000	0	0	0	0	.000	0	0	0-0	4	9	3	.813
17 Cory Bannister.....	.000	2-0	0	0	0	0	0	0	0	0	.000	0	0	0	0	.000	0	0	0-0	0	0	0	.000
28 Nolan Gallagher.....	.000	14-14	0	0	0	0	0	0	0	0	.000	0	0	0	0	.000	0	0	0-0	2	7	1	.900
12 Wande Olabisi.....	.000	1-0	0	1	0	0	0	0	0	0	.000	0	0	0	0	.000	0	0	0-0	0	0	0	.000
8 Kyle Thompson.....	.000	1-0	0	0	0	0	0	0	0	0	.000	0	0	0	0	.000	0	0	0-0	0	0	0	.000
20 Jeffrey Inman.....	.000	14-12	0	0	0	0	0	0	0	0	.000	0	0	0	0	.000	0	0	0-0	1	6	1	.875
34 Tom Stilson.....	.000	15-1	0	0	0	0	0	0	0	0	.000	0	0	0	0	.000	0	0	0-0	0	2	1	.667
27 Blake Hancock.....	.000	13-0	0	0	0	0	0	0	0	0	.000	0	0	0	0	.000	0	0	0-0	1	2	0	1.000
Totals.....	.279	29-29	1003	171	280	55	11	18	153	411	.410	88	25	209	20	.349	11	6	16-20	759	301	46	.958
Opponents.....	.311	29-29	1026	190	319	73	7	23	176	475	.463	103	34	178	17	.387	15	30	26-40	756	270	31	.971

LOB - Team (206), Opp (259). DPs turned - Team (21), Opp (24). IBB - Team (6), Taylor 1, Juhl 1, August 1, Phelps 1, Molina 1, Domaracki 1, Opp (3). Picked off - Castro 1, Seawell 1.

(All games Sorted by Earned run avg)

Player	ERA	W-L	APP	GS	CG	SHO/CBO	SV	IP	H	R	ER	BB	SO	2B	3B	HR	AB	B/Avg	WP	HBP	BK	SFA	SHA
39 David Stringer.....	3.25	0-1	18	0	0	0/1	7	27.2	28	16	10	11	21	6	0	2	105	.267	1	1	0	5	3
36 Andrew Clauson.....	3.60	2-0	9	0	0	0/0	0	10.0	10	5	4	5	8	4	0	0	38	.263	2	5	0	1	0
40 Max Fearnow.....	4.32	2-1	12	0	0	0/0	2	16.2	26	12	8	3	12	6	0	2	74	.351	1	0	1	1	0
4 Austin Yount.....	5.19	2-0	9	2	0	0/0	0	17.1	21	10	10	5	7	3	1	2	74	.284	2	3	0	0	0
21 Jeremy Bleich.....	5.23	1-5	9	9	0	0/0	0	53.1	64	33	31	19	30	13	0	4	211	.303	4	4	0	1	10
20 Jeffrey Inman.....	6.02	2-2	9	7	0	0/1	0	40.1	57	30	27	21	33	15	2	2	169	.337	3	3	1	2	5
34 Tom Stilson.....	6.32	2-1	15	1	0	0/0	0	15.2	25	14	11	2	10	6	1	0	69	.362	1	2	0	1	2
19 Erik Davis.....	6.39	0-0	9	0	0	0/0	0	12.2	13	9	9	5	13	3	0	2	48	.271	2	1	0	0	2
23 Brandt Walker.....	6.43	0-1	6	1	0	0/0	0	7.0	10	7	5	7	7	0	0	0	30	.333	5	0	0	0	1
28 Nolan Gallagher.....	7.03	2-4	9	9	1	1/0	0	39.2	48	36	31	16	29	10	2	5	160	.300	4	10	1	1	6
27 Blake Hancock.....	9.00	1-0	13	0	0	0/0	0	11.0	14	11	11	5	7	5	1	3	41	.341	0	2	1	3	1
8 Kyle Thompson.....	13.50	0-0	1	0	0	0/0	0	0.2	0	1	1	3	0	0	0	0	2	.000	0	0	0	0	0
38 Rex Petrii.....	27.00	0-0	2	0	0	0/0	0	0.2	0	2	2	1	0	0	0	0	1	.000	0	2	0	0	0
17 Cory Bannister.....	99.00	0-0	2	0	0	0/0	0	0.1	3	4	4	0	1	2	0	1	4	.750	1	1	0	0	0
Totals.....	5.80	14-15	29	29	1	2/1	9	253.0	319	190	163	103	178	73	7	23	1026	.311	26	34	4	15	30
Opponents.....	5.32	15-14	29	29	4	1/0	6	252.0	280	171	149	88	209	55	11	18	1003	.279	9	25	2	11	6

PB - Team (4), Juhl 3, Milleville 1, Opp (4). Pickoffs - Team (2), Inman 1, Clauson 1, Opp (2). SBA/ATT - Juhl (20-29), Milleville (6-7), Inman (4-7), Gallagher (2-6), Bleich (4-6), Fearnow (3-5), Clauson (2-4), Davis (3-3), Walker (3-3), Stilson (2-3), Yount (3-3).

2007 Stanford Baseball
 Overall Statistics for Stanford (as of Apr 10, 2007)
 (All games Sorted by Fielding pct)

Player	C	PO	A	E	FLD%	DPs	SBA	CSB	SBA%	PB	CI
18 Sean Ratliff.....	77	75	2	0	1.000	0	0	0	.000	0	0
24 Toby Gerhart.....	12	12	0	0	1.000	0	0	0	.000	0	0
1 Jeff Whitlow.....	12	12	0	0	1.000	0	0	0	.000	0	0
3 J. J. Jelmini.....	8	6	2	0	1.000	0	0	0	.000	0	0
39 David Stringer....	7	1	6	0	1.000	0	0	0	.000	0	0
14 Brendan Domaracki	5	5	0	0	1.000	0	0	0	.000	0	0
19 Erik Davis.....	3	1	2	0	1.000	0	3	0	1.000	0	0
27 Blake Hancock....	3	1	2	0	1.000	0	0	0	.000	0	0
40 Max Farnow.....	3	1	2	0	1.000	0	3	2	.600	0	0
36 Andrew Clauson....	1	0	1	0	1.000	0	2	2	.500	0	0
15 Jason Castro.....	99	94	4	1	.990	7	0	0	.000	0	0
5 Brian Juhl.....	178	150	26	2	.989	1	20	9	.690	3	0
25 Brent Milleville..	171	157	12	2	.988	7	6	1	.857	1	0
7 Joey August.....	52	51	0	1	.981	2	0	0	.000	0	0
26 Grant Escue.....	23	22	0	1	.957	2	0	0	.000	0	0
30 Michael Taylor....	59	54	2	3	.949	1	0	0	.000	0	0
2 Adam Gaylord.....	99	30	63	6	.939	12	0	0	.000	0	0
6 Adam Sorgi.....	66	23	38	5	.924	9	0	0	.000	0	0
33 Randy Molina.....	11	9	1	1	.909	1	0	0	.000	0	0
16 Cord Phelps.....	98	27	62	9	.908	8	0	0	.000	0	0
4 Austin Yount.....	32	10	19	3	.906	3	3	0	1.000	0	0
28 Nolan Gallagher..	10	2	7	1	.900	0	2	4	.333	0	0
29 Ryan Seawell.....	50	11	33	6	.880	2	0	0	.000	0	0
20 Jeffrey Inman....	8	1	6	1	.875	0	4	3	.571	0	0
21 Jeremy Bleich....	16	4	9	3	.813	1	4	2	.667	0	0
34 Tom Stilson.....	3	0	2	1	.667	0	2	1	.667	0	0
38 Rex Petri III.....	0	0	0	0	.000	0	0	0	.000	0	0
17 Cory Bannister....	0	0	0	0	.000	0	0	0	.000	0	0
23 Brandt Walker....	0	0	0	0	.000	0	3	0	1.000	0	0
11 Min (Brian) Moon..	0	0	0	0	.000	0	0	0	.000	0	0
8 Kyle Thompson....	0	0	0	0	.000	0	0	0	.000	0	0
12 Wande Olabisi....	0	0	0	0	.000	0	0	0	.000	0	0
Total s.....	1106	759	301	46	.958	21	26	14	.650	4	0
Opponents.....	1057	756	270	31	.971	24	16	4	.800	4	0

2007 Stanford Baseball
 Game Results for Stanford (as of Apr 10, 2007)
 (All games)

Game date	Opposing team	Score	r	h	e/	r	h	e	Inns	Overall	Pac-10	Pitcher of record	Attend	Time	
-----	-----	-----	-----/-----			-----			-----	-----	-----	-----	-----	-----	-----
02/02/07	at Cal State Fullerton	5-11 L	5	8	1/	11	14	2	9	0- 1- 0	0- 0- 0	Gallagher (L 0-1)	3095	2: 57	
02/03/07	at Cal State Fullerton	5-6 L	5	8	3/	6	10	1	9	0- 2- 0	0- 0- 0	Fearnow (L 0-1)	2824	3: 06	
02/04/07	at Cal State Fullerton	10-12 L	10	15	3/12	15	2	9	9	0- 3- 0	0- 0- 0	Bleich (L 0-1)	1964	3: 51	
02/10/07	Fresno State	W 9-2	9	12	2/	2	10	3	9	1- 3- 0	0- 0- 0	Inman (W 1-0)	1400	3: 00	
02/11/07	Fresno State	W 6-4	6	9	1/	4	13	2	9	2- 3- 0	0- 0- 0	Fearnow (W 1-1)	1400	2: 25	
02/16/07	at Texas	3-5 L	3	9	1/	5	6	0	9	2- 4- 0	0- 0- 0	Gallagher (L 0-2)	4935	2: 39	
02/17/07	at Texas	2-5 L	2	6	1/	5	11	0	9	2- 5- 0	0- 0- 0	Inman (L 1-1)	5615	3: 05	
02/18/07	at Texas	W 10-8	10	15	1/	8	17	1	9	3- 5- 0	0- 0- 0	Hancock (W 1-0)	6633	3: 48	
02/20/07	San Francisco	W 4-1	4	6	1/	1	7	1	9	4- 5- 0	0- 0- 0	Yount (W 1-0)	1190	2: 39	
02/23/07	Kansas	W 6-5	6	9	1/	5	9	2	9	5- 5- 0	0- 0- 0	Gallagher (W 1-2)	1468	2: 57	
02/24/07	Kansas	W 4-1	4	10	1/	1	6	1	9	6- 5- 0	0- 0- 0	Clauson (W 1-0)	1475	2: 51	
02/25/07	Kansas	W 7-6	7	9	2/	6	14	0	9	7- 5- 0	0- 0- 0	Bleich (W 1-1)	1242	2: 56	
03/02/07	California	W 1-0	1	5	3/	0	3	0	9	8- 5- 0	0- 0- 0	Inman (W 2-1)	1492	2: 31	
03/03/07	California	W 5-4	5	6	1/	4	8	3	9	9- 5- 0	0- 0- 0	Stilson (W 1-0)	1775	3: 20	
03/04/07	California	W 9-7	9	13	1/	7	14	1	9	10- 5- 0	0- 0- 0	Yount (W 2-0)	1952	3: 13	
03/06/07	at Santa Clara	5-13 L	5	11	2/13	11	0	9	9	10- 6- 0	0- 0- 0	Walker (L 0-1)	627	3: 50	
03/09/07	USC	8-11 L	8	14	4/11	21	2	9	9	10- 7- 0	0- 0- 0	Stilson (L 1-1)	1595	3: 41	
03/10/07	USC	1-2 L	1	6	0/	2	6	0	9	10- 8- 0	0- 0- 0	Bleich (L 1-2)	1856	2: 32	
03/11/07	USC	W 14-9	14	13	0/	9	13	0	9	11- 8- 0	0- 0- 0	Fearnow (W 2-1)	2116	3: 42	
03/24/07	Sacramento State	0-6 L	0	7	0/	6	13	0	9	11- 9- 0	0- 0- 0	Bleich (L 1-3)	1522	2: 50	
03/25/07	at Sacramento State	W 10-0	10	13	0/	0	4	3	9	12- 9- 0	0- 0- 0	Gallagher (W 2-2)	563	2: 34	
03/27/07	at San Jose State	W 8-3	8	7	1/	3	7	0	(10)	13- 9- 0	0- 0- 0	Clauson (W 2-0)	487	3: 12	
*03/30/07	UCLA	2-8 L	2	6	0/	8	9	1	9	13-10- 0	0- 1- 0	Bleich (L 1-4)	1957	2: 57	
*03/31/07	UCLA	11-16 L	11	17	2/16	24	1	9	9	13-11- 0	0- 2- 0	Inman (L 2-2)	1727	4: 12	
*04/01/07	UCLA	4-10 L	4	8	2/10	10	0	9	9	13-12- 0	0- 3- 0	Gallagher (L 2-3)	1986	3: 15	
*04/05/07	at Arizona State	4-5 L	4	8	4/	5	8	2	9	13-13- 0	0- 4- 0	Bleich (L 1-5)	3547	3: 02	
*04/06/07	at Arizona State	8-12 L	8	13	3/12	12	0	9	9	13-14- 0	0- 5- 0	Stringer (L 0-1)	4042	3: 48	
*04/07/07	at Arizona State	1-14 L	1	4	4/14	16	2	9	9	13-15- 0	0- 6- 0	Gallagher (L 2-4)	3038	2: 46	
04/10/07	at Nevada	W 9-4	9	13	1/	4	8	1	9	14-15- 0	0- 6- 0	Stilson (W 2-1)	883	3: 00	

*Pac-10 Game

() extra inning game

2007 Stanford Baseball
 Games Summary for Stanford (as of Apr 10, 2007)
 (All games)

Inning-by-inning	1	2	3	4	5	6	7	8	9	EX	Total
Stanford	28	6	25	10	20	9	21	25	22	5	171
Opponents	19	24	14	30	24	8	34	21	16	0	190

Win-Loss Record When

Overall	14-15	After 6 leading	11-1
Conference	0-6 trailing	1-11
Non-Conference	14-9 tied	2-3
Home games	10-6	After 7 leading	12-1
Away games	4-9 trailing	0-12
Neutral site	0-0 tied	2-2
Day games	11-8	After 8 leading	13-1
Night games	3-7 trailing	0-14
vs Left starter	6-6 tied	1-0
vs Right starter	8-9		
1-Run games	4-3	Hit 0 home runs	8-7
2-Run games	3-2	... 1 home run	4-6
5+Run games	5-7	... 2+ home runs	2-2
Extra innings	1-0		
Shutouts	2-1	Opponent 0 home runs	9-7
	 1 home run	4-4
Scoring 0-2 runs	1-5 2+ HRs	1-4
..... 3-5 runs	3-6		
..... 6-9 runs	7-2	Made 0 errors	2-3
..... 10+ runs	3-2 1 error	9-3
	 2+ errors	3-9
Opponent 0-2 runs	5-1		
..... 3-5 runs	5-3	Opp. made 0 errors	4-7
..... 6-9 runs	4-3 1 error	5-3
..... 10+ runs	0-8 2+ errors	5-5
Scored in 1st inning	7-6	Out-hit opponent	5-2
Opp. scored in 1st	6-5	Out-hit by opponent	6-9
Scores first	7-7	Hits are tied	3-4
Opp. scores first	7-8		

Record when team scores:

Runs	0	1	2	3	4	5	6	7	8	9	10+
W-L	0-1	1-2	0-2	0-1	2-2	1-3	2-0	1-0	1-2	3-0	3-2

Record when opponent scores:

Runs	0	1	2	3	4	5	6	7	8	9	10+
W-L	2-0	2-0	1-1	1-0	3-0	1-3	1-2	1-0	1-1	1-0	0-8

Record when leading after:

Inn.	1	2	3	4	5	6	7	8
W-L	5-4	5-3	8-4	9-2	11-1	11-1	12-1	13-1

Record when trailing after:

Inn.	1	2	3	4	5	6	7	8
W-L	4-4	4-8	2-9	3-11	1-11	1-11	0-12	0-14

Record when tied after:

Inn.	1	2	3	4	5	6	7	8
W-L	5-7	5-4	4-2	2-2	2-3	2-3	2-2	1-0

Current winning streak : 1
 Longest winning streak : 8
 Longest losing streak : 6

Home attendance : 26153 (16 dates avg = 1634)
 Away attendance : 38253 (13 dates avg = 2942)
 Total attendance: 64406 (29 dates avg = 2220)

2007 Stanford Baseball
 Team Game-by-Game for Stanford (as of Apr 10, 2007)
 Batting (All games)

Date	Opponent	AB	R	H	RBI	2B	3B	HR	BB	IBB	SB	CS	HBP	SAC	SF	GDP	K	PO	A	E	Avg
02/02/07	at Cal State Fullerton	35	5	8	4	1	0	0	3	0	0	0	3	0	0	0	10	24	9	1	.229
02/03/07	at Cal State Fullerton	36	5	8	5	1	1	1	0	0	1	0	3	0	0	0	7	24	12	3	.225
02/04/07	at Cal State Fullerton	43	10	15	8	6	1	1	1	0	1	0	0	0	0	1	5	24	13	3	.272
02/10/07	Fresno State	38	9	12	5	1	1	1	5	0	0	0	0	0	0	0	6	27	11	2	.283
02/11/07	Fresno State	33	6	9	3	0	0	0	0	0	0	1	0	0	0	0	7	27	7	1	.281
02/16/07	at Texas	36	3	9	3	1	0	1	1	0	1	0	0	0	0	0	16	24	13	1	.276
02/17/07	at Texas	33	2	6	2	0	0	0	3	0	0	0	1	0	0	0	10	24	12	1	.264
02/18/07	at Texas	38	10	15	10	3	0	1	4	1	0	0	6	0	1	2	5	27	11	1	.281
02/20/07	San Francisco	31	4	6	4	2	1	0	3	0	1	0	0	0	0	0	7	27	8	1	.272
02/23/07	Kansas	30	6	9	6	1	0	2	2	0	0	0	0	1	1	0	6	27	8	1	.275
02/24/07	Kansas	30	4	10	4	3	0	0	0	0	1	0	0	2	0	2	8	27	9	1	.279
02/25/07	Kansas	31	7	9	7	1	0	2	4	0	2	0	0	0	0	2	7	27	4	2	.280
03/02/07	California	29	1	5	1	0	0	0	1	1	1	0	0	0	0	0	8	27	8	3	.273
03/03/07	California	30	5	6	4	3	1	0	5	1	3	0	0	0	1	1	6	27	12	1	.268
03/04/07	California	36	9	13	8	1	3	0	2	0	0	1	2	0	0	0	5	27	12	1	.275
03/06/07	at Santa Clara	35	5	11	5	3	0	0	10	0	2	0	0	0	1	1	4	24	12	2	.278
03/09/07	USC	38	8	14	7	3	0	2	3	0	0	0	1	0	2	3	5	27	11	4	.284
03/10/07	USC	33	1	6	1	2	0	0	1	0	1	0	1	0	0	0	4	27	11	0	.278
03/11/07	USC	36	14	13	14	3	1	0	4	1	0	0	3	0	1	0	8	27	11	0	.283
03/24/07	Sacramento State	32	0	7	0	1	0	0	2	0	0	0	0	0	0	1	2	27	10	0	.280
03/25/07	at Sacramento State	38	10	13	9	0	0	0	3	1	1	1	0	1	1	0	5	27	10	0	.283
03/27/07	at San Jose State	37	8	7	6	3	0	1	5	1	0	0	2	0	0	0	8	30	12	1	.278
03/30/07	*UCLA	33	2	6	2	2	0	1	2	0	0	0	0	0	0	1	9	27	11	0	.274
03/31/07	*UCLA	43	11	17	11	4	1	1	5	0	0	0	0	0	0	0	11	27	14	2	.281
04/01/07	*UCLA	35	4	8	4	3	0	1	4	0	0	0	1	0	0	0	9	27	9	2	.278
04/05/07	at *Arizona State	33	4	8	3	1	0	0	1	0	0	0	2	0	0	1	8	24	8	4	.277
04/06/07	at *Arizona State	37	8	13	8	3	1	2	6	0	0	1	0	0	1	1	9	24	10	3	.280
04/07/07	at *Arizona State	30	1	4	1	0	0	0	3	0	0	0	0	0	0	2	7	24	11	4	.276
04/10/07	at Nevada	34	9	13	8	3	0	1	5	0	1	0	0	2	2	2	7	27	12	1	.279
Totals		1003	171	280	153	55	11	18	88	6	16	4	25	6	11	20	209	759	301	46	.279

2007 Stanford Baseball
 Team Game-by-Game for Stanford (as of Apr 10, 2007)
 Pitching (All games)

Date	Opponent	IP	H	R	ER	BB	SO	2B	3B	HR	WP	BK	HBP	DP	IBB	Score	W-L	SV	ERA
02/02/07	at Cal State Fullerton	8.0	14	11	10	0	6	4	0	1	2	0	3	1	0	5-11	0-1	0	11.25
02/03/07	at Cal State Fullerton	8.0	10	6	6	5	6	4	0	0	1	0	1	1	0	5-6	0-2	0	9.00
02/04/07	at Cal State Fullerton	8.0	15	12	12	4	6	5	1	0	1	0	2	1	0	10-12	0-3	0	10.50
02/10/07	Fresno State	9.0	10	2	2	1	9	2	1	0	0	1	1	0	0	9-2	1-3	0	8.18
02/11/07	Fresno State	9.0	13	4	3	0	5	4	0	0	1	0	0	2	0	6-4	2-3	1	7.07
02/16/07	at Texas	8.0	6	5	5	5	6	0	0	4	2	0	3	0	0	3-5	2-4	1	6.84
02/17/07	at Texas	8.0	11	5	5	2	5	3	1	0	1	0	1	0	0	2-5	2-5	1	6.67
02/18/07	at Texas	9.0	17	8	8	4	4	4	0	3	0	0	1	2	1	10-8	3-5	2	6.85
02/20/07	San Francisco	9.0	7	1	0	0	5	0	0	0	0	0	0	0	0	4-1	4-5	3	6.04
02/23/07	Kansas	9.0	9	5	5	3	9	0	0	1	1	0	3	0	0	6-5	5-5	4	5.93
02/24/07	Kansas	9.0	6	1	1	7	5	2	0	0	0	0	1	0	0	4-1	6-5	5	5.46
02/25/07	Kansas	9.0	14	6	5	1	11	3	0	0	1	0	3	1	0	7-6	7-5	6	5.42
03/02/07	California	9.0	3	0	0	3	11	1	0	0	0	0	1	1	0	1-0	8-5	7	4.98
03/03/07	California	9.0	8	4	4	3	7	1	0	0	0	0	0	0	0	5-4	9-5	8	4.91
03/04/07	California	9.0	14	7	6	3	7	3	0	1	0	0	0	1	0	9-7	10-5	8	4.98
03/06/07	at Santa Clara	8.0	11	13	11	10	7	1	0	0	2	0	3	1	0	5-13	10-6	8	5.41
03/09/07	USC	9.0	21	11	5	3	4	4	1	0	1	1	0	1	0	8-11	10-7	8	5.39
03/10/07	USC	9.0	6	2	2	4	3	2	0	0	0	0	0	1	0	1-2	10-8	8	5.19
03/11/07	USC	9.0	13	9	9	6	4	4	0	0	0	1	0	0	0	14-9	11-8	8	5.40
03/24/07	Sacramento State	9.0	13	6	6	4	4	3	1	1	1	0	2	1	1	0-6	11-9	8	5.43
03/25/07	at Sacramento State	9.0	4	0	0	0	7	0	1	0	1	0	0	0	0	10-0	12-9	8	5.16
03/27/07	at San Jose State	10.0	7	3	3	4	6	1	0	1	1	1	1	1	0	8-3	13-9	8	5.04
03/30/07	*UCLA	9.0	9	8	8	4	7	1	0	1	2	0	1	0	0	2-8	13-10	8	5.17
03/31/07	*UCLA	9.0	24	16	15	1	3	6	0	4	0	0	1	0	0	11-16	13-11	8	5.59
04/01/07	*UCLA	9.0	10	10	7	4	9	3	0	2	3	0	1	1	0	4-10	13-12	8	5.65
04/05/07	at *Arizona State	8.0	8	5	4	5	8	2	0	0	2	0	0	1	0	4-5	13-13	8	5.61
04/06/07	at *Arizona State	8.0	12	12	9	11	5	3	0	1	0	0	1	1	1	8-12	13-14	8	5.76
04/07/07	at *Arizona State	8.0	16	14	8	3	3	5	0	2	1	0	2	2	0	1-14	13-15	8	5.86
04/10/07	at Nevada	9.0	8	4	4	3	6	2	1	1	2	0	2	1	0	9-4	14-15	9	5.80
Totals		253.0	319	190	163	103	178	73	7	23	26	4	34	21	3	171-190	14-15	9	5.80

* = Pac-10 game

2007 Stanford Baseball
Miscellaneous Stats for Stanford (as of Apr 10, 2007)
(All games)

MULTIPLE HIT GAMES					
	2	3	4	5+	Tot
18 Sean Ratliff.....	8	3	-	-	11
25 Brent Milleville.	5	1	1	-	7
30 Michael Taylor...	4	2	1	-	7
6 Adam Sorgi.....	4	2	-	-	6
7 Joey August.....	3	3	-	-	6
2 Adam Gaylord.....	4	1	-	-	5
5 Brian Juhl.....	4	-	-	-	4
29 Ryan Seawell.....	3	1	-	-	4
16 Cord Phelps.....	3	1	-	-	4
4 Austin Yount.....	3	-	-	-	3
24 Toby Gerhart.....	1	-	-	-	1
11 Min (Brian) Moon.	1	-	-	-	1
1 Jeff Whitlow.....	1	-	-	-	1
14 Brendan Domaracki	1	-	-	-	1
26 Grant Escue.....	1	-	-	-	1
TEAM	46	14	2	0	62

MULTIPLE RBI GAMES					
	2	3	4	5+	Tot
30 Michael Taylor...	4	-	1	1	6
18 Sean Ratliff.....	3	-	-	1	4
25 Brent Milleville.	1	-	1	1	3
7 Joey August.....	2	1	-	-	3
5 Brian Juhl.....	1	-	1	-	2
1 Jeff Whitlow.....	1	1	-	-	2
15 Jason Castro.....	2	-	-	-	2
16 Cord Phelps.....	2	-	-	-	2
6 Adam Sorgi.....	-	2	-	-	2
26 Grant Escue.....	2	-	-	-	2
14 Brendan Domaracki	2	-	-	-	2
29 Ryan Seawell.....	1	-	-	-	1
4 Austin Yount.....	1	-	-	-	1
24 Toby Gerhart.....	-	1	-	-	1
TEAM	22	5	3	3	33

HITTING STREAKS		Longest Current	
6 Adam Sorgi.....	12	12	
7 Joey August.....	11	1	
30 Michael Taylor...	10	1	
2 Adam Gaylord.....	8	3	
29 Ryan Seawell.....	7	-	
18 Sean Ratliff.....	6	1	
5 Brian Juhl.....	6	-	
24 Toby Gerhart.....	5	-	
25 Brent Milleville.	5	1	
16 Cord Phelps.....	5	1	
14 Brendan Domaracki	4	-	
4 Austin Yount.....	3	-	
26 Grant Escue.....	3	-	
15 Jason Castro.....	2	-	
1 Jeff Whitlow.....	2	-	
11 Min (Brian) Moon.	1	-	
33 Randy Molina.....	1	-	

2007 Stanford Baseball
Miscellaneous Stats for Stanford (as of Apr 10, 2007)
(All games)

STARTING LINEUP BY POSITION
(Team W-L record when starter)

PITCHER:

21 Jeremy Bleich.....	9	(4-5)
28 Nolan Gallagher..	9	(5-4)
20 Jeffrey Inman....	7	(2-5)
4 Austin Yount.....	2	(2-0)
23 Brandt Walker....	1	(0-1)
34 Tom Stilson.....	1	(1-0)

CATCHER:

5 Brian Juhl.....	25	(10-15)
25 Brent Milleville.	4	(4-0)

FIRST BASE:

25 Brent Milleville.	16	(8-8)
15 Jason Castro.....	9	(5-4)
26 Grant Escue.....	2	(0-2)
7 Joey August.....	1	(1-0)
33 Randy Molina....	1	(0-1)

SECOND BASE:

6 Adam Sorgi.....	12	(4-8)
16 Cord Phelps.....	9	(8-1)
4 Austin Yount.....	7	(2-5)
3 J. J. Jelmini....	1	(0-1)

THIRD BASE:

29 Ryan Seawell....	16	(11-5)
16 Cord Phelps.....	13	(3-10)

SHORTSTOP:

2 Adam Gaylord....	26	(13-13)
16 Cord Phelps.....	3	(1-2)

LEFT FIELD:

7 Joey August.....	19	(8-11)
24 Toby Gerhart....	5	(2-3)
1 Jeff Whitlow....	4	(4-0)
14 Brendan Domaracki	1	(0-1)

CENTER FIELD:

18 Sean Ratliff....	29	(14-15)
---------------------	----	---------

RIGHT FIELD:

30 Michael Taylor...	28	(14-14)
29 Ryan Seawell....	1	(0-1)

DESIGNATED HITTER:

21 Jeremy Bleich....	6	(4-2)
14 Brendan Domaracki	6	(4-2)
28 Nolan Gallagher..	5	(1-4)
20 Jeffrey Inman....	5	(3-2)
15 Jason Castro....	3	(1-2)
29 Ryan Seawell....	2	(1-1)
4 Austin Yount....	1	(0-1)
6 Adam Sorgi.....	1	(0-1)

STARTING LINEUP BY LINEUP SPOT
(Team W-L record when starter)

LEADOFF:

18 Sean Ratliff....	17	(6-11)
29 Ryan Seawell....	8	(5-3)
24 Toby Gerhart....	2	(1-1)
30 Michael Taylor...	1	(1-0)
14 Brendan Domaracki	1	(1-0)

2ND SPOT:

6 Adam Sorgi.....	10	(3-7)
18 Sean Ratliff....	8	(6-2)
14 Brendan Domaracki	3	(1-2)
24 Toby Gerhart....	3	(1-2)
7 Joey August.....	2	(1-1)
29 Ryan Seawell....	1	(1-0)
15 Jason Castro....	1	(1-0)
4 Austin Yount....	1	(0-1)

3RD SPOT:

30 Michael Taylor...	27	(13-14)
18 Sean Ratliff....	1	(1-0)
25 Brent Milleville.	1	(0-1)

CLEANUP:

25 Brent Milleville.	12	(7-5)
7 Joey August.....	11	(5-6)
4 Austin Yount....	3	(1-2)
15 Jason Castro....	1	(0-1)
18 Sean Ratliff....	1	(1-0)
6 Adam Sorgi.....	1	(0-1)

5TH SPOT:

5 Brian Juhl.....	12	(6-6)
15 Jason Castro....	5	(2-3)
7 Joey August.....	3	(1-2)
21 Jeremy Bleich....	2	(2-0)
26 Grant Escue.....	2	(0-2)
25 Brent Milleville.	2	(2-0)
14 Brendan Domaracki	1	(1-0)
4 Austin Yount....	1	(0-1)
16 Cord Phelps.....	1	(0-1)

6TH SPOT:

5 Brian Juhl.....	5	(3-2)
15 Jason Castro....	3	(2-1)
1 Jeff Whitlow....	3	(3-0)
16 Cord Phelps.....	3	(0-3)
25 Brent Milleville.	3	(1-2)
28 Nolan Gallagher..	3	(0-3)
14 Brendan Domaracki	2	(1-1)
29 Ryan Seawell....	2	(1-1)
33 Randy Molina....	1	(0-1)
7 Joey August.....	1	(1-0)
20 Jeffrey Inman....	1	(1-0)
21 Jeremy Bleich....	1	(0-1)
4 Austin Yount....	1	(1-0)

7TH SPOT:

16 Cord Phelps.....	8	(5-3)
5 Brian Juhl.....	6	(1-5)
7 Joey August.....	3	(1-2)
20 Jeffrey Inman....	2	(1-1)
29 Ryan Seawell....	2	(2-0)
25 Brent Milleville.	2	(2-0)
15 Jason Castro....	1	(1-0)
18 Sean Ratliff....	1	(0-1)
21 Jeremy Bleich....	1	(1-0)
4 Austin Yount....	1	(0-1)
2 Adam Gaylord....	1	(0-1)
28 Nolan Gallagher..	1	(0-1)

8TH SPOT:

16 Cord Phelps.....	11	(5-6)
29 Ryan Seawell....	6	(3-3)
2 Adam Gaylord....	3	(3-0)
20 Jeffrey Inman....	2	(1-1)
21 Jeremy Bleich....	2	(1-1)
5 Brian Juhl.....	2	(0-2)
18 Sean Ratliff....	1	(0-1)
28 Nolan Gallagher..	1	(1-0)
15 Jason Castro....	1	(0-1)

9TH SPOT:

2 Adam Gaylord....	22	(10-12)
6 Adam Sorgi.....	2	(1-1)
16 Cord Phelps.....	2	(2-0)
1 Jeff Whitlow....	1	(1-0)
3 J. J. Jelmini....	1	(0-1)
4 Austin Yount....	1	(0-1)

2007 Stanford Baseball
 Miscellaneous Stats for Stanford (as of Apr 10, 2007)
 (All games)

STARTERS SUMMARY

Player	GS	-----Position-----											-----Batting Order-----								
		p	c	1b	2b	3b	ss	lf	cf	rf	of	dh	1st	2nd	3rd	4th	5th	6th	7th	8th	9th
18 Sean Ratliff.....	29	29	.	.	.	17	8	1	1	.	.	1	1	.
30 Michael Taylor...	28	28	.	.	1	.	27
2 Adam Gaylord.....	26	26	1	3	22
5 Brian Juhl.....	25	.	25	12	5	6	2	.
16 Cord Phelps.....	25	.	.	.	9	13	3	1	3	8	11	2
7 Joey August.....	20	.	.	1	.	.	.	19	2	.	11	3	1	3	.
25 Brent Milleville.	20	.	4	16	1	12	2	3	2	.
29 Ryan Seawell.....	19	16	1	.	2	8	1	.	.	.	2	2	6
21 Jeremy Bleich....	15	9	6	2	1	1	2
28 Nolan Gallagher..	14	9	5	3	1	1
6 Adam Sorgi.....	13	.	.	.	12	1	.	10	.	1	.	.	.	2
15 Jason Castro.....	12	.	.	9	3	.	1	.	1	5	3	1	1
20 Jeffrey Inman....	12	7	5	1	2	2
4 Austin Yount.....	10	2	.	.	7	1	.	1	.	3	1	1	1	1
14 Brendan Domaracki	7	1	6	1	3	.	.	1	2	.	.
24 Toby Gerhart.....	5	5	2	3
1 Jeff Whitlow.....	4	4	3	.	1
26 Grant Escue.....	2	.	.	2	2	.	.	.
3 J.J. Jelmini.....	1	.	.	.	1	1
23 Brandt Walker....	1	1
34 Tom Stilson.....	1	1
33 Randy Molina.....	1	.	.	1	1	.	.

2007 Stanford Baseball
Season Game Highs for Stanford (as of Apr 10, 2007)
(All games)
TEAM GAME HIGHS

Batting

At bats: 43 - vs Cal State Fullerton (02/04/07)
43 - vs UCLA (03/31/07)
Runs scored: 14 - vs USC (03/11/07)
Hits: 17 - vs UCLA (03/31/07)
RBIs: 14 - vs USC (03/11/07)
Doubles: 6 - vs Cal State Fullerton (02/04/07)
Triples: 3 - vs California (03/04/07)
Home runs: 2 - (4 games)
Total bases: 26 - vs Cal State Fullerton (02/04/07)
26 - vs UCLA (03/31/07)
Walks: 10 - vs Santa Clara (03/06/07)
Strikeouts: 16 - vs Texas (02/16/07)
Sac hits: 2 - vs Kansas (02/24/07)
2 - vs Nevada (04/10/07)
Sac flies: 2 - vs USC (03/09/07)
2 - vs Nevada (04/10/07)
Stolen bases: 3 - vs California (03/03/07)
Hit by pitch: 6 - vs Texas (02/18/07)
Caught stealing: 1 - (4 games)
Runners LOB: 14 - vs Santa Clara (03/06/07)
Hit into DP: 3 - vs USC (03/09/07)
3 - vs Nevada (04/10/07)

Fielding

Putouts: 30 - vs San Jose State (03/27/07)
Assists: 14 - vs UCLA (03/31/07)
Errors: 4 - vs USC (03/09/07)
4 - vs Arizona State (04/05/07)
4 - vs Arizona State (04/07/07)
Passed balls: 1 - (4 games)
DPs turned: 2 - vs Fresno State (02/11/07)
2 - vs Texas (02/18/07)
2 - vs Arizona State (04/07/07)

Pitching

Innings pitched: 10.0 - vs San Jose State (03/27/07)
Runs allowed: 16 - vs UCLA (03/31/07)
Earned runs: 15 - vs UCLA (03/31/07)
Walks allowed: 11 - vs Arizona State (04/06/07)
Strikeouts: 11 - vs Kansas (02/25/07)
11 - vs California (03/02/07)
Hits allowed: 24 - vs UCLA (03/31/07)
Doubles allowed: 6 - vs UCLA (03/31/07)
Triples allowed: 1 - (7 games)
Homers allowed: 4 - vs Texas (02/16/07)
4 - vs UCLA (03/31/07)
Wild pitches: 3 - vs UCLA (04/01/07)
Hit batters: 3 - (5 games)

2007 Stanford Baseball
Season Game Highs for Stanford (as of Apr 10, 2007)
(All games)
INDIVIDUAL GAME HIGHS

Batting

At bats: 6 - Michael Taylor vs UCLA (03/31/07)
Runs scored: 4 - Sean Ratliff vs California (03/04/07)
Hits: 4 - Michael Taylor vs USC (03/11/07)
4 - Brent Milleville vs Nevada (04/10/07)
RBIs: 7 - Sean Ratliff vs Arizona State (04/06/07)
Doubles: 3 - Cord Phelps vs Cal State Fullerton (02/04/07)
Triples: 1 - (11 games)
Home runs: 2 - Sean Ratliff vs Arizona State (04/06/07)
Total bases: 8 - Sean Ratliff vs Arizona State (04/06/07)
Walks: 2 - (7 games)
Strikeouts: 3 - (12 games)
Sac hits: 1 - (6 games)
Sac flies: 1 - (11 games)
Stolen bases: 1 - (16 games)
Hit by pitch: 2 - Brian Juhl vs Texas (02/18/07)
Caught stealing: 1 - (4 games)
Runners LOB: 5 - Brent Milleville vs Fresno State (02/10/07)
5 - Cord Phelps vs Santa Clara (03/06/07)
5 - Brian Juhl vs Arizona State (04/06/07)

Fielding

Putouts: 13 - Brent Milleville vs Texas (02/16/07)
13 - Brian Juhl vs Kansas (02/25/07)
Assists: 7 - Adam Sorgi vs Nevada (04/10/07)
Errors: 3 - Jeremy Bleich vs Arizona State (04/05/07)
Passed balls: 1 - (4 games)

Pitching

Innings pitched: 9.0 - Nolan Gallagher vs Sacramento State (03/25/07)
Runs allowed: 8 - Nolan Gallagher vs UCLA (04/01/07)
Earned runs: 6 - Nolan Gallagher vs Cal State Fullerton (02/02/07)
6 - Nolan Gallagher vs UCLA (04/01/07)
Walks allowed: 5 - Brandt Walker vs Santa Clara (03/06/07)
5 - Jeffrey Inman vs Arizona State (04/06/07)
Strikeouts: 9 - Jeffrey Inman vs California (03/02/07)
Hits allowed: 11 - Jeremy Bleich vs Texas (02/18/07)
11 - Jeffrey Inman vs USC (03/09/07)
Doubles allowed: 3 - Jeffrey Inman vs Cal State Fullerton (02/03/07)
3 - Jeremy Bleich vs Fresno State (02/11/07)
3 - Jeffrey Inman vs Texas (02/17/07)
Triples allowed: 1 - (7 games)
Homers allowed: 3 - Nolan Gallagher vs Texas (02/16/07)
Wild pitches: 2 - Brandt Walker vs Texas (02/16/07)
2 - Brandt Walker vs Santa Clara (03/06/07)
2 - Jeremy Bleich vs Arizona State (04/05/07)
Hit batters: 3 - Nolan Gallagher vs Texas (02/16/07)
3 - Nolan Gallagher vs Kansas (02/23/07)
3 - Jeremy Bleich vs Kansas (02/25/07)

2007 Stanford Baseball
 Conference statistics for Stanford (as of Apr 09, 2007)
 (Pac-10 games only Sorted by Batting avg)

Record: 0-6 Home: 0-3 Away: 0-3 Pac-10: 0-6

Player	AVG	GP-GS	AB	R	H	2B	3B	HR	RBI	TB	SLG%	BB	HBP	SO	GDP	OB%	SF	SH	SB-ATT	PO	A	E	FLD%
11 Min (Brian) Moon	.667	2-0	3	1	2	0	0	0	1	2	.667	0	0	0	1	.667	0	0	0-0	0	0	0	.000
6 Adam Sorgi	.400	6-6	25	4	10	2	0	0	2	12	.480	1	0	4	1	.423	0	0	0-0	10	15	4	.862
16 Cord Phelps	.353	6-5	17	2	6	2	0	0	3	8	.471	4	0	1	0	.476	0	0	0-0	5	7	3	.800
30 Michael Taylor	.333	5-5	21	2	7	0	0	2	7	13	.619	2	0	2	2	.391	0	0	0-0	7	1	0	1.000
1 Jeff Whitlow	.333	4-0	9	3	3	0	0	0	2	3	.333	1	0	3	0	.364	1	0	0-0	0	0	0	.000
5 Brian Juhl	.263	6-6	19	0	5	3	0	0	1	8	.421	2	0	6	0	.333	0	0	0-0	35	8	1	.977
7 Joey August	.261	6-6	23	4	6	0	1	1	3	11	.478	3	0	3	1	.346	0	0	0-1	17	0	1	.944
18 Sean Ratliff	.261	6-6	23	4	6	2	0	2	7	14	.609	1	1	12	0	.320	0	0	0-0	20	1	0	1.000
26 Grant Escue	.250	4-0	4	1	1	1	0	0	0	2	.500	0	0	2	0	.250	0	0	0-0	0	0	0	.000
25 Brent Milleville	.182	6-5	22	1	4	3	0	0	0	7	.318	1	0	2	0	.217	0	0	0-0	35	4	1	.975
15 Jason Castro	.182	5-2	11	1	2	0	0	0	1	2	.182	2	0	4	0	.308	0	0	0-0	10	0	0	1.000
2 Adam Gaylord	.167	6-6	18	5	3	0	1	0	1	5	.278	1	1	6	0	.250	0	0	0-0	7	17	2	.923
14 Brendan Domaracki	.167	5-0	6	2	1	0	0	0	1	1	.167	1	1	2	0	.375	0	0	0-0	0	0	0	.000
29 Ryan Seawell	.000	3-3	8	0	0	0	0	0	0	0	.000	1	0	5	0	.111	0	0	0-0	4	3	0	1.000
33 Randy Molina	.000	1-0	1	0	0	0	0	0	0	0	.000	0	0	1	0	.000	0	0	0-0	0	0	0	.000
4 Austin Yount	.000	2-0	1	0	0	0	0	0	0	0	.000	0	0	0	0	.000	0	0	0-0	0	0	0	.000
3 J. J. Jelmini	.000	1-0	0	0	0	0	0	0	0	0	.000	1	0	0	0	1.000	0	0	0-0	0	0	0	.000
23 Brandt Walker	.000	1-0	0	0	0	0	0	0	0	0	.000	0	0	0	0	.000	0	0	0-0	0	0	0	.000
8 Kyle Thompson	.000	1-0	0	0	0	0	0	0	0	0	.000	0	0	0	0	.000	0	0	0-0	0	0	0	.000
36 Andrew Clauson	.000	2-0	0	0	0	0	0	0	0	0	.000	0	0	0	0	.000	0	0	0-0	0	0	0	.000
28 Nolan Gallagher	.000	3-3	0	0	0	0	0	0	0	0	.000	0	0	0	0	.000	0	0	0-0	0	4	0	1.000
34 Tom Stilson	.000	4-0	0	0	0	0	0	0	0	0	.000	0	0	0	0	.000	0	0	0-0	0	0	0	.000
40 Max Fearnow	.000	2-0	0	0	0	0	0	0	0	0	.000	0	0	0	0	.000	0	0	0-0	1	0	0	1.000
20 Jeffrey Inman	.000	4-4	0	0	0	0	0	0	0	0	.000	0	0	0	0	.000	0	0	0-0	0	1	0	1.000
19 Erik Davis	.000	4-0	0	0	0	0	0	0	0	0	.000	0	0	0	0	.000	0	0	0-0	1	0	0	1.000
27 Blake Hancock	.000	3-0	0	0	0	0	0	0	0	0	.000	0	0	0	0	.000	0	0	0-0	1	1	0	1.000
21 Jeremy Bleich	.000	3-3	0	0	0	0	0	0	0	0	.000	0	0	0	0	.000	0	0	0-0	0	1	3	.250
39 David Stringer	.000	3-0	0	0	0	0	0	0	0	0	.000	0	0	0	0	.000	0	0	0-0	0	0	0	.000
Totals	.265	6-6	211	30	56	13	2	5	29	88	.417	21	3	53	5	.339	1	0	0-1	153	63	15	.935
Opponents	.354	6-6	223	65	79	20	0	10	59	129	.578	28	6	35	5	.436	2	8	1-5	162	64	6	.974

LOB - Team (44), Opp (49). DPs turned - Team (5), Opp (6). IBB - Team (0), Opp (1). Picked off - Castro 1.

(Pac-10 games only Sorted by Earned run avg)

Player	ERA	W-L	APP	GS	CG	SHO/CBO	SV	IP	H	R	ER	BB	SO	2B	3B	HR	AB	B/Avg	WP	HBP	BK	SFA	SHA
23 Brandt Walker	0.00	0-0	1	0	0	0/0	0	0.2	0	0	0	1	0	0	0	0	1	.000	0	0	0	0	0
19 Erik Davis	4.32	0-0	4	0	0	0/0	0	8.1	6	4	4	2	10	1	0	1	30	.200	2	1	0	0	1
39 David Stringer	5.79	0-1	3	0	0	0/0	0	4.2	3	4	3	2	4	0	0	1	19	.158	1	0	0	0	0
21 Jeremy Bleich	7.36	0-2	2	2	0	0/0	0	11.0	14	10	9	7	8	2	0	1	46	.304	2	0	0	0	3
40 Max Fearnow	9.00	0-0	2	0	0	0/0	0	3.0	9	7	3	0	1	4	0	1	16	.563	1	0	0	1	0
20 Jeffrey Inman	9.95	0-1	2	2	0	0/0	0	6.1	12	10	7	5	4	2	0	2	28	.429	0	0	0	0	2
34 Tom Stilson	11.25	0-0	4	0	0	0/0	0	4.0	11	5	5	0	3	3	0	0	22	.500	0	0	0	0	0
27 Blake Hancock	13.50	0-0	3	0	0	0/0	0	5.1	9	8	8	2	1	3	0	2	23	.391	0	1	0	0	1
36 Andrew Clauson	13.50	0-0	2	0	0	0/0	0	1.1	3	2	2	2	1	1	0	0	7	.429	1	1	0	0	0
8 Kyle Thompson	13.50	0-0	1	0	0	0/0	0	0.2	0	1	1	3	0	0	0	0	2	.000	0	0	0	0	0
28 Nolan Gallagher	14.29	0-2	2	2	0	0/0	0	5.2	11	13	9	4	3	4	0	1	28	.393	1	2	0	1	1
4 Austin Yount	99.00	0-0	1	0	0	0/0	0	0.0	1	1	1	0	0	0	0	1	1	1.000	0	1	0	0	0
Totals	9.00	0-6	6	6	0	0/0	0	51.0	79	65	51	28	35	20	0	10	223	.354	8	6	0	2	8
Opponents	4.33	6-0	6	6	2	0/0	1	54.0	56	30	26	21	53	13	2	5	211	.265	1	3	0	1	0

PB - Team (1), Juhl 1. Pickoffs - Team (0), Opp (1). SBA/ATT - Juhl (1-4), Fearnow (0-2), Inman (0-2), Bleich (1-1).

2007 Stanford Baseball Statistics Summary for Stanford (as of Apr 10, 2007) (All games)

Record: 14-15 Home: 10-6 Away: 4-9 Pac-10: 0-6

Date	Opposing team	Score	Player	AVG	GP-GS	AB	R	H	2B	3B	HR	RBI	BB	HBP	SO	SB-ATT
2/2	at Cal State Fullerton	5-11 L	11 Min (Brian) Moon.	.667	5-0	3	1	2	0	0	0	1	0	0	0	0-0
2/3	at Cal State Fullerton	5-6 L	6 Adam Sorgi.....	.396	15-13	53	13	21	4	0	0	9	4	2	10	0-0
2/4	at Cal State Fullerton	10-12 L	7 Joey August.....	.321	26-20	84	14	27	3	1	1	16	8	0	4	1-2
2/10	Fresno State	W 9-2	18 Sean Ratliff.....	.310	29-29	116	32	36	6	2	5	15	9	3	33	8-9
2/11	Fresno State	W 6-4	2 Adam Gaylord.....	.300	28-26	80	13	24	2	1	0	8	3	2	14	0-0
2/16	at Texas	3-5 L	26 Grant Escue.....	.290	15-2	31	1	9	2	1	0	6	0	0	5	0-0
2/17	at Texas	2-5 L	30 Michael Taylor...	.286	28-28	112	21	32	5	2	5	25	11	3	21	1-1
2/18	at Texas	W 10-8	25 Brent Milleville.	.279	24-20	86	8	24	7	1	0	16	7	0	17	1-1
2/20	San Francisco	W 4-1	5 Brian Juhl.....	.271	27-25	85	7	23	7	0	2	11	9	4	22	0-0
2/23	Kansas	W 6-5	29 Ryan Seawell.....	.262	20-19	65	13	17	1	0	3	7	4	4	19	2-2
2/24	Kansas	W 4-1	1 Jeff Whitlow.....	.259	15-4	27	9	7	2	0	1	8	2	1	7	1-1
2/25	Kansas	W 7-6	16 Cord Phelps.....	.247	28-25	85	15	21	10	3	0	10	14	1	14	0-0
3/2	California	W 1-0	4 Austin Yount.....	.243	20-10	37	5	9	2	0	0	4	2	0	8	0-1
3/3	California	W 5-4	14 Brendan Domaracki	.237	17-7	38	6	9	2	0	0	6	2	2	10	0-1
3/4	California	W 9-7	33 Randy Molina.....	.235	11-1	17	2	4	0	0	0	0	2	1	5	0-0
3/6	at Santa Clara	5-13 L	24 Toby Gerhart.....	.231	6-5	26	2	6	0	0	1	3	1	1	3	1-1
3/9	USC	8-11 L	15 Jason Castro.....	.173	20-12	52	6	9	2	0	0	8	9	0	15	1-1
3/10	USC	1-2 L	3 J. J. Jelmini.....	.000	12-1	6	2	0	0	0	0	0	1	1	2	0-0
3/11	USC	W 14-9	40 Max Fearnow.....	.000	12-0	0	0	0	0	0	0	0	0	0	0	0-0
3/24	Sacramento State	0-6 L	39 David Stringer...	.000	18-0	0	0	0	0	0	0	0	0	0	0	0-0
3/25	at Sacramento State	W 10-0	23 Brandt Walker.....	.000	6-1	0	0	0	0	0	0	0	0	0	0	0-0
3/27	at San Jose State	W 8-3	19 Erik Davis.....	.000	9-0	0	0	0	0	0	0	0	0	0	0	0-0
*3/30	UCLA	2-8 L	38 Rex Petri III.....	.000	2-0	0	0	0	0	0	0	0	0	0	0	0-0
*3/31	UCLA	11-16 L	36 Andrew Clauson...	.000	9-0	0	0	0	0	0	0	0	0	0	0	0-0
*4/1	UCLA	4-10 L	21 Jeremy Bleich.....	.000	15-15	0	0	0	0	0	0	0	0	0	0	0-0
*4/5	at Arizona State	4-5 L	17 Cory Bannister...	.000	2-0	0	0	0	0	0	0	0	0	0	0	0-0
*4/6	at Arizona State	8-12 L	28 Nolan Gallagher...	.000	14-14	0	0	0	0	0	0	0	0	0	0	0-0
*4/7	at Arizona State	1-14 L	12 Wande Olabisi.....	.000	1-0	0	1	0	0	0	0	0	0	0	0	0-0
4/10	at Nevada	W 9-4	8 Kyle Thompson....	.000	1-0	0	0	0	0	0	0	0	0	0	0	0-0
			20 Jeffrey Inman....	.000	14-12	0	0	0	0	0	0	0	0	0	0	0-0
			34 Tom Stilson.....	.000	15-1	0	0	0	0	0	0	0	0	0	0	0-0
			27 Blake Hancock....	.000	13-0	0	0	0	0	0	0	0	0	0	0	0-0
Totals.....				.279	29-29	1003	171	280	55	11	18	153	88	25	209	16-20
Opponents.....				.311	29-29	1026	190	319	73	7	23	176	103	34	178	26-40


LOB - Team (206), Opp (259). DPs turned - Team (21), Opp (24). IBB - Team (6), Taylor 1, Juhl 1, August 1, Phelps 1, Molina 1, Domaracki 1, Opp (3). Picked off - Castro 1, Seawell 1.

Player	ERA	W-L	APP	GS	CG	SHO/CBO	SV	IP	H	R	ER	BB	SO	
39 David Stringer...	3.25	0-1	18	0	0	0/1	7	27.2	28	16	10	11	21	
36 Andrew Clauson...	3.60	2-0	9	0	0	0/0	0	10.0	10	5	4	5	8	
40 Max Fearnow.....	4.32	2-1	12	0	0	0/0	2	16.2	26	12	8	3	12	
4 Austin Yount.....	5.19	2-0	9	2	0	0/0	0	17.1	21	10	10	5	7	
21 Jeremy Bleich....	5.23	1-5	9	9	0	0/0	0	53.1	64	33	31	19	30	
20 Jeffrey Inman....	6.02	2-2	9	7	0	0/1	0	40.1	57	30	27	21	33	
34 Tom Stilson.....	6.32	2-1	15	1	0	0/0	0	15.2	25	14	11	2	10	
19 Erik Davis.....	6.39	0-0	9	0	0	0/0	0	12.2	13	9	9	5	13	
23 Brandt Walker....	6.43	0-1	6	1	0	0/0	0	7.0	10	7	5	7	7	
28 Nolan Gallagher..	7.03	2-4	9	9	1	1/0	0	39.2	48	36	31	16	29	
27 Blake Hancock....	9.00	1-0	13	0	0	0/0	0	11.0	14	11	11	5	7	
8 Kyle Thompson....	13.50	0-0	1	0	0	0/0	0	0.2	0	1	1	3	0	
38 Rex Petri III.....	27.00	0-0	2	0	0	0/0	0	0.2	0	2	2	1	0	
17 Cory Bannister...	99.00	0-0	2	0	0	0/0	0	0.1	3	4	4	0	1	
Totals.....		5.80	14-15	29	29	1	2/1	9	253.0	319	190	163	103	178
Opponents.....		5.32	15-14	29	29	4	1/0	6	252.0	280	171	149	88	209

PB - Team (4), Juhl 3, Milleville 1, Opp (4). Pickoffs - Team (2), Inman 1, Clauson 1, Opp (2). SBA/ATT - Juhl (20-29), Milleville (6-7), Inman (4-7), Gallagher (2-6), Bleich (4-6), Fearnow (3-5), Clauson (2-4), Davis (3-3), Walker (3-3), Stilson (2-3), Yount (3-3).


Score by innings	1	2	3	4	5	6	7	8	9	EX	Total
Stanford	28	6	25	10	20	9	21	25	22	5	171
Opponents	19	24	14	30	24	8	34	21	16	0	190

Win-loss breakouts: Day 11-8; Night 3-7; vs Left 6-6; vs Right 8-9;
 1-Run games 4-3; 2-Run games 3-2; 5+Run games 5-7; Extra inns 1-0; Shutouts 2-1.
 Current streak: Won 1; Longest winning streak: 8; Longest losing streak: 6.
 Attendance: Home 26153 (avg 1634); Away 38253 (avg 2942); Total 64406 (avg 2220).



Stanford Baseball

2007 Roster



NUMERICAL

NO	NAME	POS	B/T	HT	WT	YR	EXP	HOMETOWN (LAST SCHOOL)
1	Jeff Whitlow	OF	R/R	5-11	200	So.	1V	Southfield, MI (Detroit Country Day School)
2	Adam Gaylord	INF	R/R	6-3	185	Fr.	HS	La Mirada, CA (La Mirada HS)
3	J.J. Jelmini	INF	R/R	6-1	205	So.	1V	Fresno, CA (Clovis West HS)
4	Austin Yount*	INF/RHP	L/R	6-0	185	So.	1V	Scottsdale, AZ (Chaparral HS)
5	Brian Juhl*	C	B/R	6-1	215	Jr.	2V	Katy, TX (Katy HS)
6	Adam Sorgi**	INF	L/R	6-1	190	Jr.	2V	Mission Viejo, CA (Capistrano Valley HS)
7	Joey August*	OF	L/L	6-1	205	So.	1V	Salem, OR (South Salem HS)
8	Kyle Thompson	RHP	R/R	6-1	175	Fr.	HS	Northridge, CA (Chaminade College Prep)
11	Min (Brian) Moon	INF/OF	B/R	6-2	190	Fr.	HS	Glendale, CA (Hoover HS)
12	Wande Olabisi	OF	R/R	6-0	195	Fr.	HS	Houston, TX (St. Stephens Episcopal School)
13	Matt Cano	INF/OF	R/R	6-0	185	Jr.	1V	El Segundo, CA (El Segundo HS)
14	Brendan Domaracki*	OF	L/R	6-2	195	Jr.	2V	Tampa, FL (Gaither HS)
15	Jason Castro*	1B/C	L/R	6-3	215	So.	1V	Castro Valley, CA (Castro Valley HS)
16	Cord Phelps*	INF	B/R	6-1	200	So.	1V	Santa Barbara, CA (Santa Barbara HS)
17	Cory Bannister	RHP	R/R	5-11	175	Fr.	HS	Paradise Valley, AZ (Chaparral HS)
18	Sean Ratliff*	OF	L/L	6-3	220	So.	1V	Longmont, CO (Niwot HS)
19	Erik Davis**	RHP	R/R	6-4	200	Jr.	2V	Mountain View, CA (Mountain View HS)
20	Jeffrey Inman	RHP	R/R	6-2	185	Fr.	HS	Bakersfield, CA (Garces Memorial HS)
21	Jeremy Bleich*	LHP	L/L	6-2	185	So.	1V	Metairie, LA (Isidore Newman School)
22	Stephen Brown	INF/OF	R/R	6-4	220	So.	1V	Visalia, CA (Redwood HS)
23	Brandt Walker	RHP	R/R	6-2	175	Fr.	HS	Austin, TX (St. Stephens Episcopal School)
24	Toby Gerhart	OF	R/R	6-1	225	Fr.	HS	Norco, CA (Norco HS)
25	Brent Milleville*	C/1B/OF	R/R	6-4	245	So.	1V	Wichita, KS (Maize HS)
26	Grant Escue	1B	L/L	6-0	195	So.	1V	Washington, IL (Washington Community HS)
27	Blake Hancock	LHP	L/L	6-1	195	So.	1V	Kingwood, TX (Kingwood HS)
28	Nolan Gallagher**	RHP	R/R	6-3	200	Jr.	2V	Red Lodge, MT (Red Lodge HS)
29	Ryan Seawell***	OF	R/R	6-2	225	Sr.	3V	Menlo Park, CA (Menlo School)
30	Michael Taylor**	OF	R/R	6-6	260	Jr.	2V	Apopka, FL (Apopka HS)
33	Randy Molina*	INF	L/R	6-3	220	Jr.	2V	South Gate, CA (South Gate HS)
34	Tom Stilson	LHP	L/L	6-4	225	So.	1V	Ozark, MO (Ozark HS)
36	Andrew Clauson	RHP	R/R	6-2	190	Fr.	HS	Yakima, WA (A.C. Davis HS)
38	Rex Petrill	RHP	R/R	6-3	230	Jr.	2V	Los Altos, CA (St. Francis HS)
39	David Stringer*	RHP	R/R	6-2	180	Jr.	2V	Palo Alto, CA (Palo Alto HS)
40	Max Fearnow*	RHP	R/R	6-4	205	So.	1V	Omaha, NE (Westside HS)
42	Will Krasne	RHP	R/R	6-0	195	Fr.	HS	Washington, DC (St. Albans School)
43	Kirk Erickson	C	L/R	5-10	190	Fr.	HS	Santa Rosa, CA (Santa Rosa HS)
45	Steven Swinford	1B	R/R	6-5	225	Fr.	HS	Lake Oswego, OR (Lakeridge HS)

*returning letterwinners

HEAD COACH: 9 – Mark Marquess, 31st Season (Stanford, 1969)

ASSOCIATE HEAD COACH: 32 – Dean Stotz, 31st Season (Stanford, 1975)

ASSISTANT COACH: 31 – Tom Kunis, 8th Season (San Jose State, 1982)

ASSISTANT COACH: 10 – Dave Nakama, 8th Season (Willamette, 1984)

TEAM MANAGER: 44 – Chris Simpson, 1st Season

STUDENT MANAGER: 41 – Rey Saldana, 2nd Season

PRONUNCIATION GUIDE

Jeremy Bleich (Blishe)
 Matt Cano (CON-oh)
 Andrew Clauson (CLAW-son)
 Brendan Domaracki (DOM-uh-roski)
 Grant Escue (S-kew)
 Max Fearnow (FEAR-no)
 Toby Gerhart (GARE-heart)

J.J. Jelmini (GEL-meanie)
 Brian Juhl (Jewel)
 Will Krasne (KRAS-nee)
 Tom Kunis (KOO-nis)
 Mark Marquess (MAR-kwess)
 Brent Milleville (MILL-ville)
 Dave Nakama (Nuh-COMMA)

Wande Olabisi (WAND-day ola-BEE-see)
 Rex Petrill (Peh-TROLL)
 Ryan Seawell (SUE-II)
 Adam Sorgi (SORE-gee)
 Dean Stotz (STAHTZ)

Last Updated: March 5, 2007